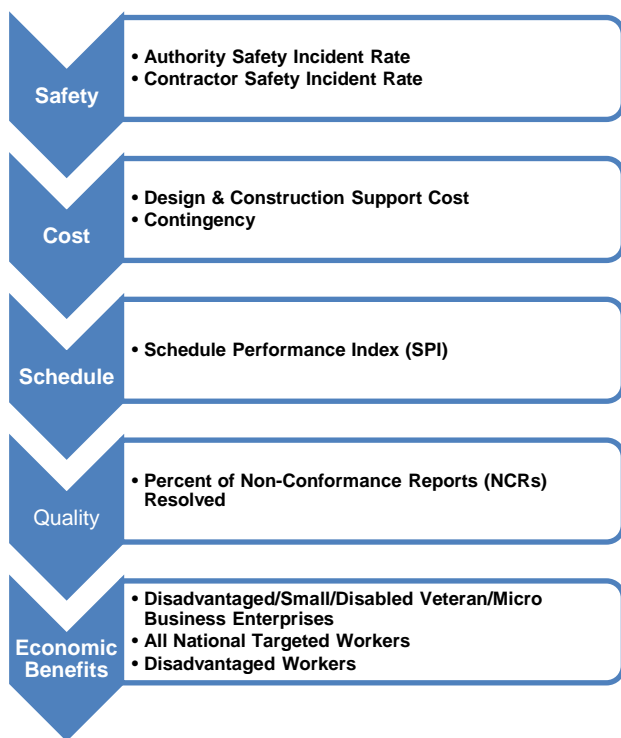


# Finance and Audit Committee Performance Metrics

## Construction Package 4 Contract No. HSR 14-32



### PERFORMANCE METRICS

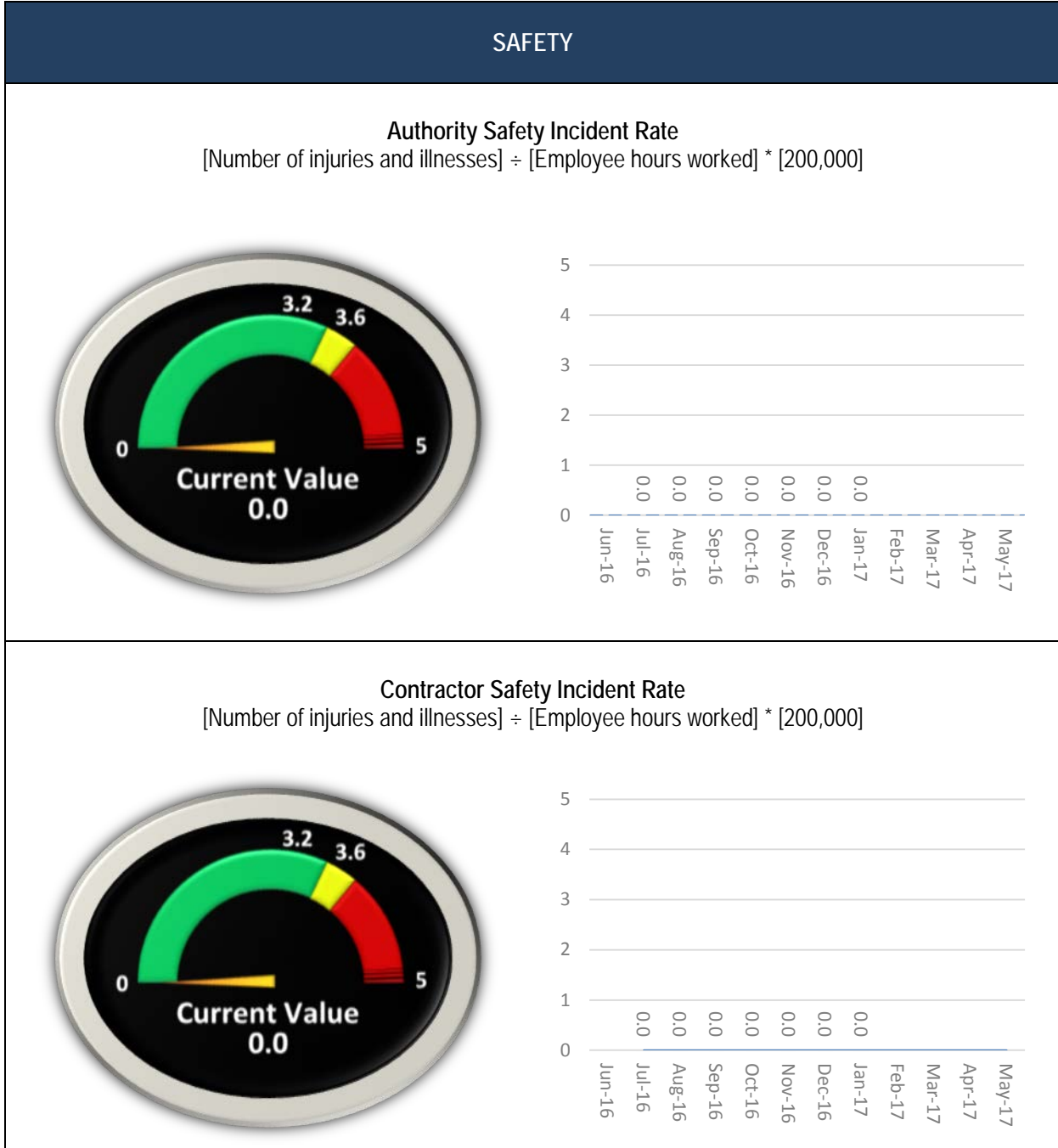
The following performance metrics for Construction Package 4, a design-build project, are intended to give the Authority's Board of Directors and other key stakeholders a high level overview of the performance of this project.

Safety is a top priority and listed first, followed by key metrics for cost, schedule, and quality, as all are fundamental metrics for the management of the project. In addition, and in support of the business aspects of the project, three key metrics are included for economic benefits. The Authority's management team, both on the project site and at the headquarters in Sacramento, will also review other aspects of the project's performance. The Authority will track and monitor the trends of these performance metrics to proactively manage the project.



Construction Package 4

Performance Metrics

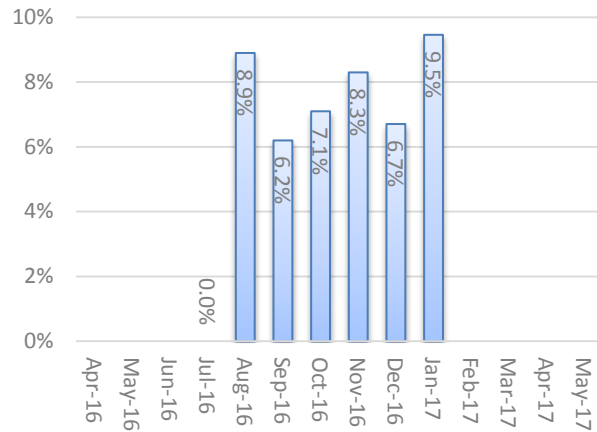


Construction Package 4

**COST**

**Design & Construction Support Cost**

$[Design \& \text{ Construction Support Cost}] \div [DB \text{ Invoiced to Date Amount}]$

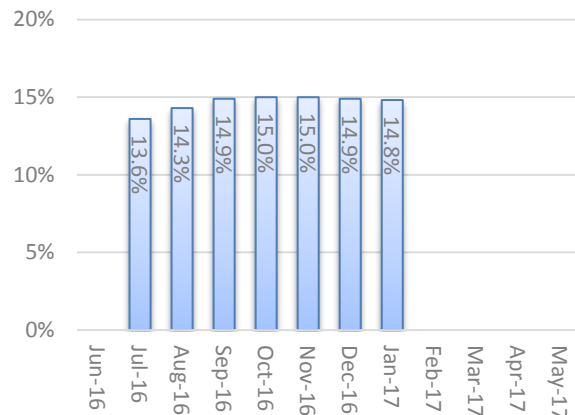


1. Design & Construction Support Costs (PCM Invoiced to date) = \$4,756,939.77  
DB Invoiced to date = \$40,844,481.58
2. Currently at 9.5%, performance target is < 6%.
3. It is expected this value will decrease and trend toward 6% as the Design/Builder payment applications from prior months (October / November/December) are submitted and approved. Design/Builder will be submitting payment applications based on extended Interim Schedule.

**COST (Continued)**

**Contingency**

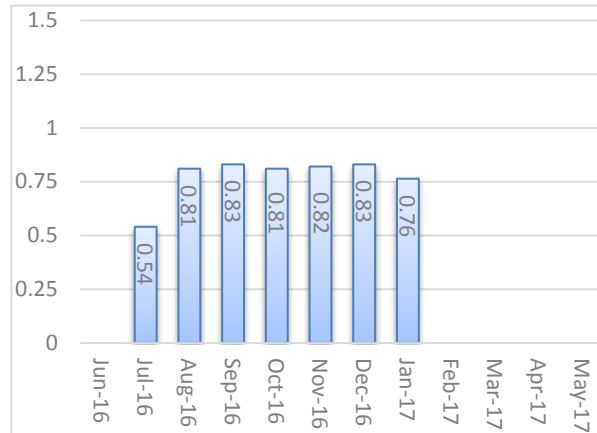
$[Remaining \text{ Contingency Value}] \div [Remaining \text{ Contract Value}]$



Construction Package 4

SCHEDULE

**Schedule Performance Index (SPI)**  
[Earned Value] ÷ [Planned Value]



1. Earned Value = \$52,307,482.00 (Estimate); Planned Value = \$68,509,501
2. Currently at 0.76, performance target is >1.
3. SPI should trend towards 1.0 as Design-Builder submits major design submittals.

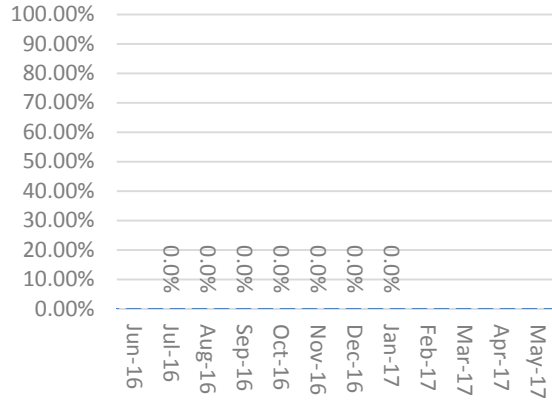
SPI figure is based on an earned value estimate through January 2017. It combines the Contractor's monthly recurring costs and the submitted work products' and submittals' value with an 80% credit given for any 60% submittal. Note the Monthly Status Highlight Report will reflect actual contractor's payment application figure as of September, and not the above shown estimate.

Construction Package 4

QUALITY

NCR Resolution Rate

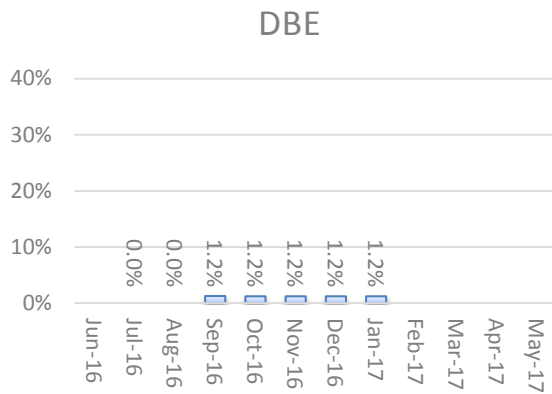
[Total NCRs Resolved to Date] ÷ [Total NCRs Issued to date]



ECONOMIC BENEFITS

Disadvantaged/Small/Disabled Veteran/Micro Business Enterprises

[Total Value of DBE/SBE/DVBE/MB Contracts Signed to Date with the DB Contractor] ÷ [DB Contract Value]

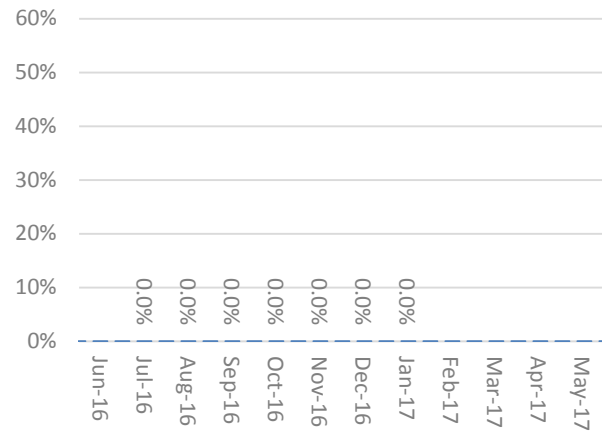


Construction Package 4

ECONOMIC BENEFITS (Continued)

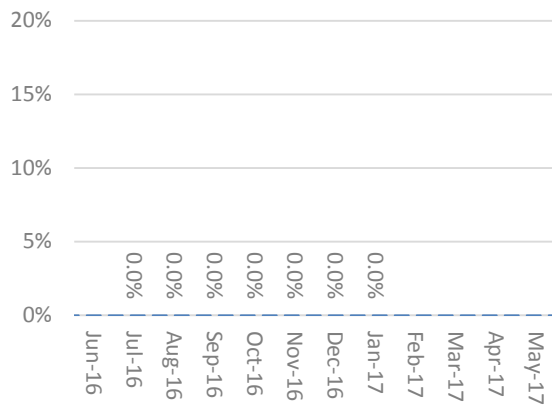
All National Targeted Workers

$[\text{National Targeted Worker Craft Hours to Date}^1] \div [\text{Total Craft Hours to Date}^1]$



Disadvantaged Workers

$[\text{Disadvantaged Worker Craft Hours to Date}^1] \div [\text{National Targeted Worker Hours}^1]$



<sup>1</sup>Estimated value

Construction Package 4

Performance Metrics – Explanatory Details

Category	Description
General	Data Period
Description	Performance Metrics represent the period of 1/31/17
Safety	<b>Authority Safety Incident Rate:</b> $[\text{Number of injuries and illnesses} \times 200,000] \div [\text{Employee hours worked}]^*$
Description	<ul style="list-style-type: none"> <li>The goal is to contain the incidence rate at <math>\leq 3.2</math>.</li> <li>Benchmark: The average incidence rate per the 2012 U.S. Bureau of Labor Statistics, U.S. Department of Labor for heavy and civil engineering construction is 3.2.</li> <li>Authority (CP 4 Authority and Consultant on-site staff) has zero incidents of recordable injury or illness to date.</li> <li>The Consultant staff has 21,341.36 hours worked to date. The incidence rate represents the number of nonfatal occupational injuries and illnesses per 100 full-time workers and is calculated as: <math>(N \times 200,000) \div EH</math>, where N = number of injuries and illnesses EH = total hours worked by all employees during the calendar year 200,000 = base for 100 equivalent full-time workers (working 40 hours per week, 50 weeks per year).</li> </ul>
Safety	<b>Contractor Safety Incident Rate:</b> $[\text{Number of injuries and illnesses} \times 200,000] \div [\text{Employee hours worked}]$
Description	<ul style="list-style-type: none"> <li>The goal is to contain the incidence rate at <math>\leq 3.2</math>.</li> <li>Benchmark: The average incidence rate per the 2012 U.S. Bureau of Labor Statistics, U.S. Department of Labor for heavy and civil engineering construction is 3.2.</li> <li>Design-Build Contractor (DB) has zero (0) incidents of recordable injury or illness to date.</li> <li>Design-Build Contractor (DB) has zero construction hours worked to date.</li> <li>The incidence rate represents the number of nonfatal occupational injuries and illnesses per 100 full-time workers and is calculated as: <math>(N \times 200,000) \div EH</math>, where N = number of injuries and illnesses EH = total hours worked by all employees during the calendar year 200,000 = base for 100 equivalent full-time workers (working 40 hours per week, 50 weeks per year). (N = 0)</li> </ul>
Cost	<b>Design &amp; Construction Support Cost:</b> $[\text{Design \& Construction Support Cost}] \div [\text{DB Invoiced to Date Amount}]$
Description	<ul style="list-style-type: none"> <li>The goal is to keep the support cost at <math>\leq 6\%</math>.</li> <li>Benchmark: Transit Cooperative Research Program (TCRP) Report 138 is an industry resource for understanding soft costs and was sponsored by the FTA. Construction Administration &amp; Management should be in the range of 5% to 6% of construction costs.</li> <li>The Design &amp; Construction Support Cost encompasses the Project &amp; Construction Management Team (PCM) invoiced to date amount = \$4,756,939.77</li> <li>The DB Invoiced to Date Amount = \$40,844,481.58</li> </ul>

Construction Package 4

Cost	Contingency: $[\text{Remaining Contingency Value}] \div [\text{Remaining Contract Value}]$
Description	<ul style="list-style-type: none"> <li>The goal is contain the contingency in the range of 10-20%.</li> <li>Benchmark: As per guidelines by Federal Transit Authority cost for contingency should be in the range of 10% to 20% of construction cost during the 15% - 30% Preliminary Design Report.</li> <li><i>(Note: The contingency percentage will be adjusted per FTA guidelines as design and construction move forward.)</i></li> <li>The Remaining Contingency = [Current Allocated Contingency Amount] – [Executed Change Orders Affecting Contingency] = \$60,068,822.40</li> <li>The Remaining Contract Value = [Revised DB Contract Amount] – [Authority Approved Invoices to Date] = \$405,333,696.02</li> </ul>
Schedule	Schedule Performance Index (SPI): $\text{Earned Value (EV)} \div \text{Planned Value (PV)}$
Description	<ul style="list-style-type: none"> <li>The goal is to achieve <math>\text{SPI} \geq 1</math>, which is same as <math>\geq 100\%</math> when expressed in percent.</li> <li>Benchmark: As per guidelines by PMI (Project Management Institute, World Wide) the SPI should be <math>\geq 1</math> or 100%.</li> <li>At a value of 100% the Project is forecasted to complete on-time.</li> <li>EV = Amount invoiced by CRB (For the purpose of this January 2017 report, an estimated value will be used as payment applications for the last three months are pending.)</li> <li>PV= Planned Value</li> <li>Planned Value in dollars to be spent to date as derived from the Interim schedule; is \$68,509,501.</li> <li>SPI is .76. CRB has not submitted payment applications for the months of October, November, December 2016 and January 2017, so an estimated “earned value” has been established in these months. See note in SPI box. CP4 Team is working with CRB to assess when payment applications will be resumed.</li> </ul>
Quality	Non-Conformance Report Resolution (NCR) Rate: $[\text{Total Non-Conformance Reports Resolved to Date}] \div [\text{Total Non-Conformance Reports Issued to Date}]$
Description	<ul style="list-style-type: none"> <li>Measures the effective resolution of NCRs based on percentage of NCR corrective actions approved.</li> <li>The goal is to identify and approve resolution of the NCR as soon as practical.</li> <li>The target rate is to stay above 85% closed.</li> <li>This metric is a measure of the resolution rate of non-conforming work issues identified on the project, based on the KPI Standard organization’s Heavy and Civil Engineering Construction definition.</li> <li>The target rate identified is preliminary and is derived from the professional judgment of multiple construction professionals and NCR data to date. This metric will be measured and trended for refinement throughout the life of the CP 4 project and across multiple High Speed Rail construction packages to develop a performance standard for the High Speed Rail.</li> <li>Total Non-Conformance Reports Issued to Date: 0</li> <li>Total Non-Conformance Reports Resolved to Date: 0</li> </ul>



Construction Package 4

<b>Economic Benefits</b>	<b>Disadvantaged/Small/Disabled Veteran/Micro Business Enterprises:</b> [Total Value of DBE/SBE/DVBE/MB Contracts Signed to Date with the DB] ÷ [DB Contract Value]
Description	<ul style="list-style-type: none"> <li>The current goal is to achieve <math>\geq 30\%</math></li> <li>Benchmark: As the project design is refined, the DB executes DBE/SBE/DVBE/MB subcontracts for specific portions of work. The Design Builder is providing month progress reports for DBE/SBE/DVBE/MB utilization. This report also provides data on the commitments that have been made to date with DBE/SBE/DVBE/MB firms. The Project and Construction Management Team set goals of 30% over the course of the project.</li> <li>DB is continuing its process of executing subcontracts with DBE/SBE/DVBE/MB firms.</li> <li>CRB held an Open House at their new office in Wasco in October.</li> <li>Foreseen Activities: <ul style="list-style-type: none"> <li>CRB has been actively maintaining our vendor database of interested small businesses wishing to perform work on Construction Package 4; reviewing Statements of Qualifications and SB/MB/DBE/DVBE certifications for eligibility.</li> </ul> </li> <li>Given that Notice to Proceed was only issued to the Design-Builder on 4/15/16 and the project is in the design phase, it is too early to measure significant DBE progress.</li> </ul>
<b>Economic Benefits</b>	<b>All National Targeted Workers:</b> [National Targeted Worker Craft Hours to Date] ÷ [Total Craft Hours to Date]
Description	<ul style="list-style-type: none"> <li>The goal is <math>\geq 30\%</math> as identified in the contract.</li> <li>Benchmark: The Community Benefits Agreement requires a minimum of 30% of all hours of Project Work shall be performed by National Targeted Workers. The data is officially reported quarterly and estimated monthly by the DB.</li> <li>DB has zero National Targeted Worker craft hours to date.</li> <li>DB has zero craft hours to date.</li> </ul>
<b>Economic Benefits</b>	<b>Disadvantaged Workers:</b> [Disadvantaged Worker Craft Hours to Date] ÷ [National Targeted Worker Hours to Date]
Description	<ul style="list-style-type: none"> <li>The goal is <math>\geq 10\%</math> as identified in the contract.</li> <li>Benchmark: The Community Benefits Agreement requires a minimum of 10% of all National Targeted Worker hours shall be performed by Disadvantaged Workers. The data is officially reported quarterly and estimated monthly by the DB.</li> <li>DB has zero Disadvantaged Worker craft hours to date.</li> <li>DB has zero National Targeted Worker hours to date.</li> </ul>