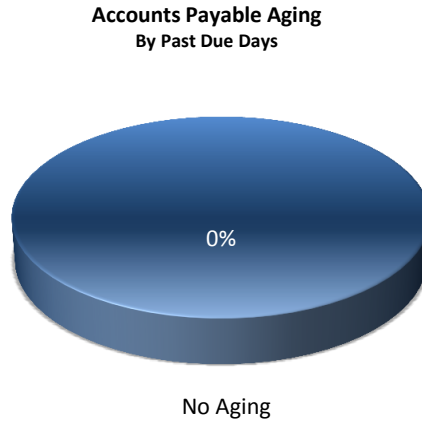
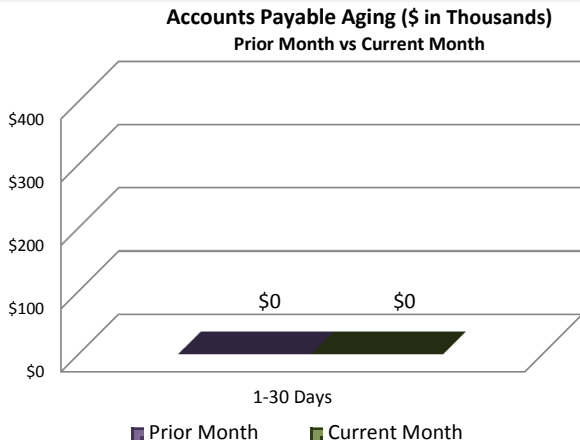
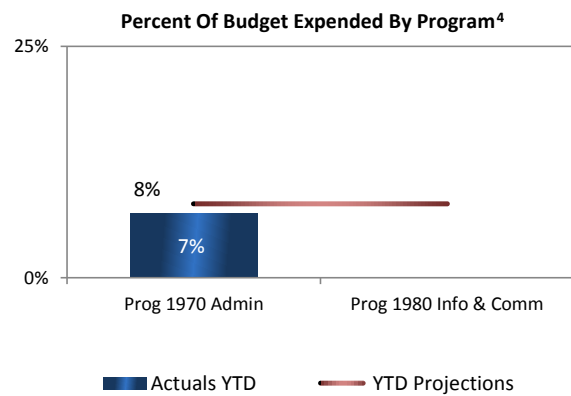
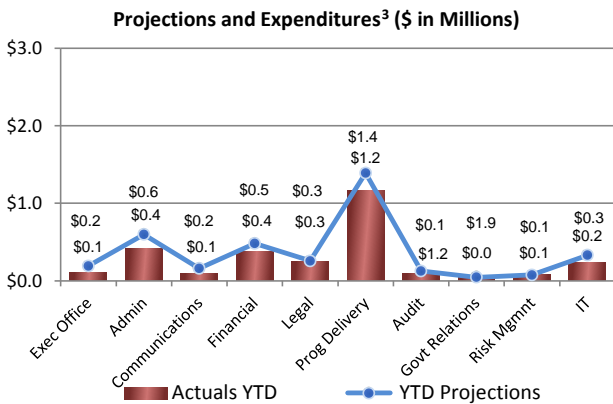


Data as of July 31, 2017

Accounts Payable Aging Report



State Operations ²

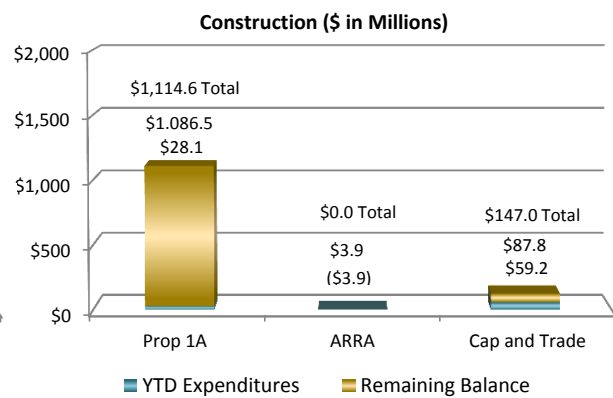
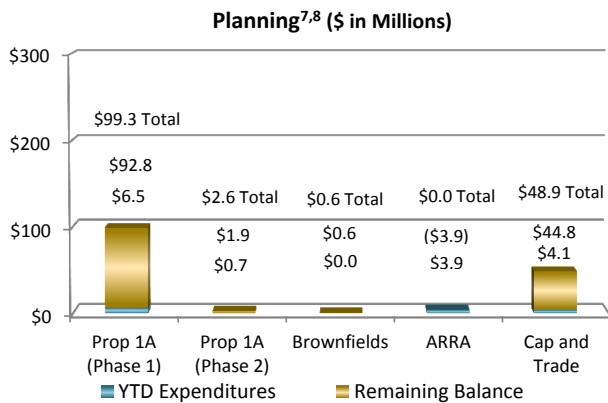


² Summary of Monthly Budget and Expenditures Report

³ Monthly projections represent a straight-lined pro-rated portion of the annual budget.

⁴ As of Apr-16, Program 1970, previously Program 10, now includes Programs 20 and 40 to support Operating Expenses; Programs 1975 and 1985 are also included in Program 1970. Program 30 has been updated to Program 1980.

Capital Outlay ^{5,6}



⁵ Capital Outlay Budget Summary Report

⁶ Displays actual expenditures and remaining balance of budget for FY2017-18.

⁷ In Aug-17, the US Environmental Protection Agency (EPA) awarded the Authority and coalition partners LOSSAN and Metro a \$600K Assessment Grant under the EPA Brownfields program. The grant funds community outreach, environmental site assessments, and clean-up plans for Brownfields sites adjacent to LA Union Station and is included in the FY2017-18 budget. The Brownfields EPA grant appropriation is included in the ARRA Project Development appropriation.

⁸ Jul-17 ARRA expenditures reflect a \$4M reallocation from Construction to Project Development. The reallocation is primarily the result of ROW condemnation and remnant parcel fund adjustments and activity within Project Development and Construction to maintain full utilization of the ARRA federal fund.