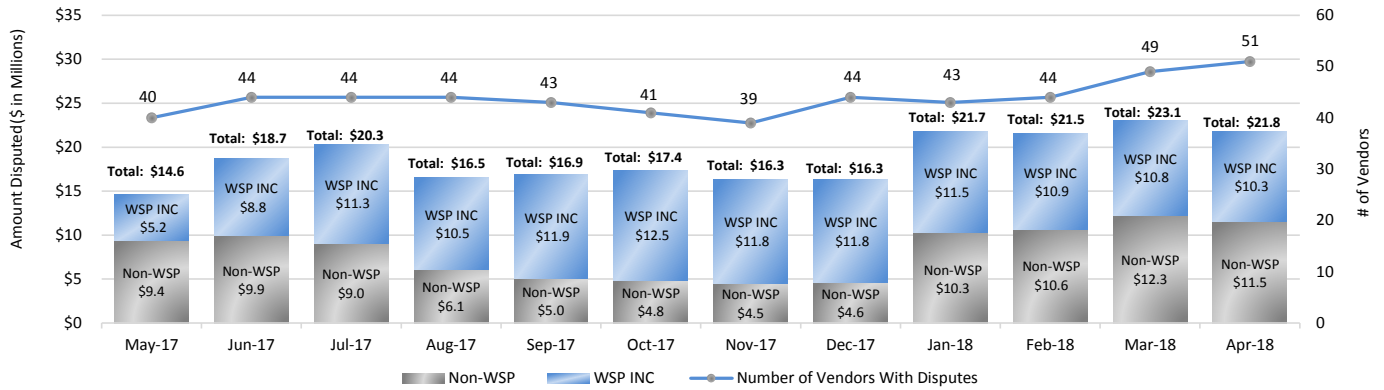


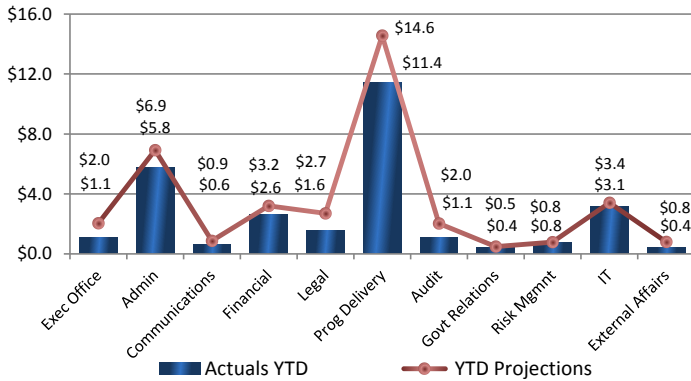
Data as of April 30, 2018

Accounts Payable Disputes Summary

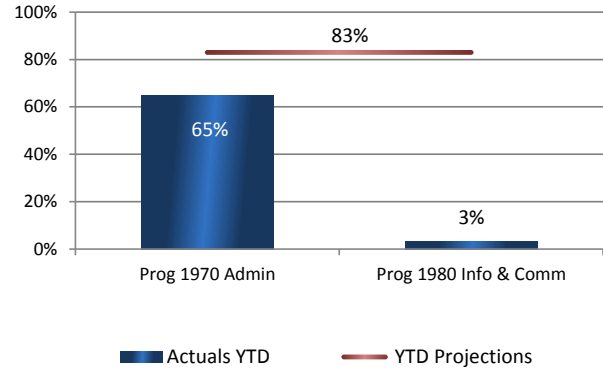


State Operations²

Projections and Expenditures³ (\$ in Millions)



Percent Of Budget Expended By Program^{3,4}



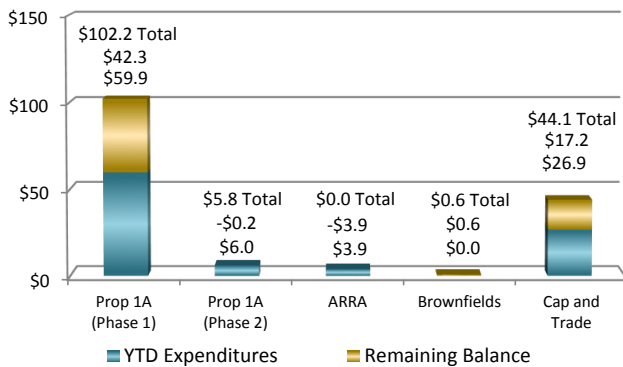
² Summary of Monthly Budget and Expenditures Report

³ Monthly projections represent a straight-lined pro-rated portion of the annual budget.

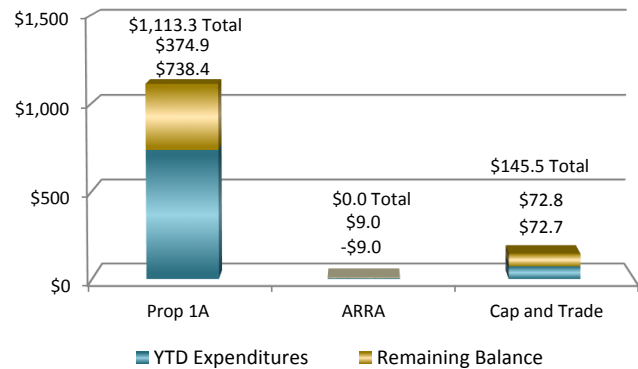
⁴ Programs 1975 and 1985 are included in Program 1970 totals.

Capital Outlay^{5, 6, 8}

Project Development^{7, 9, 10} (\$ in Millions)



Construction^{9, 10} (\$ in Millions)



⁵ Capital Outlay Budget Summary Report

⁶ Displays actual expenditures and remaining balance of budget for FY2017-18.

⁷ In Aug-17, the US Environmental Protection Agency (EPA) awarded the Authority and coalition partners LOSSAN and Metro a \$600K Assessment Grant under the EPA Brownfields program. The grant funds community outreach, environmental site assessments, and clean-up plans for Brownfields sites adjacent to LA Union Station and is included in the FY2017-18 budget. The Brownfields EPA grant appropriation is included in the ARRA Project Development appropriation.

⁸ Values may not add up due to rounding.

⁹ Prop 1A expenditures exceed budget due to prior fiscal year costs.

¹⁰ ARRA funded expenditures were not budgeted for FY2017-18, however, Project Development and Construction expenditures include reallocations and credits/refunds: \$3.9M in reallocations between Project Development and Construction; and \$5.1M in credits/refunds received to date.