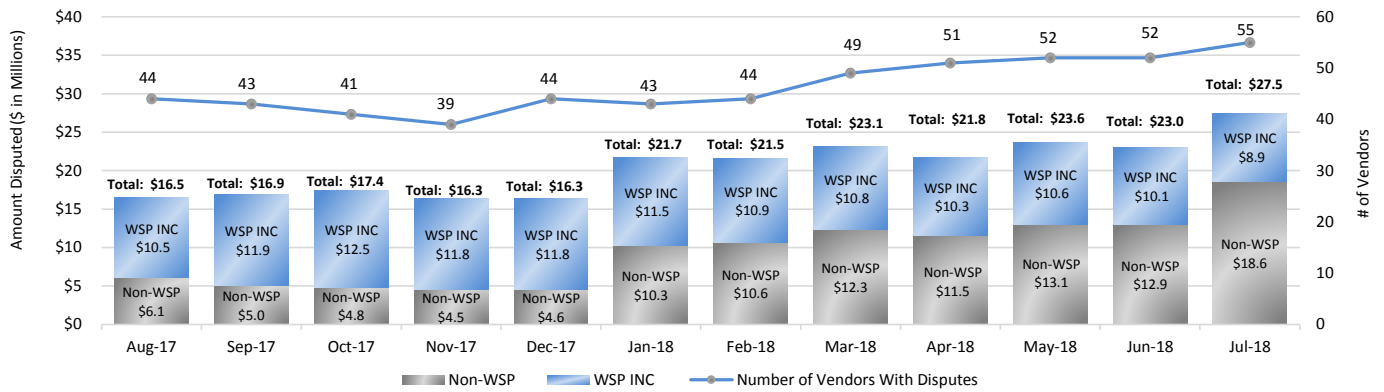


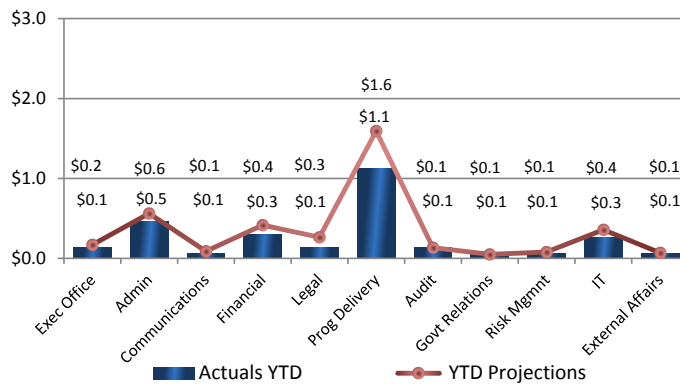
Data as of July 31, 2018

Accounts Payable Disputes Summary

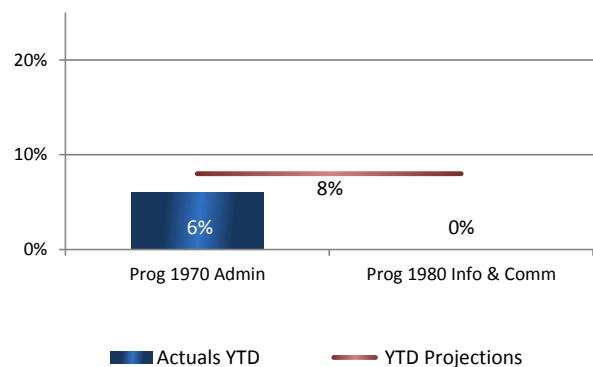


State Operations¹

Projections and Expenditures² (\$ in Millions)



Percent Of Budget Expended By Program^{2,3}



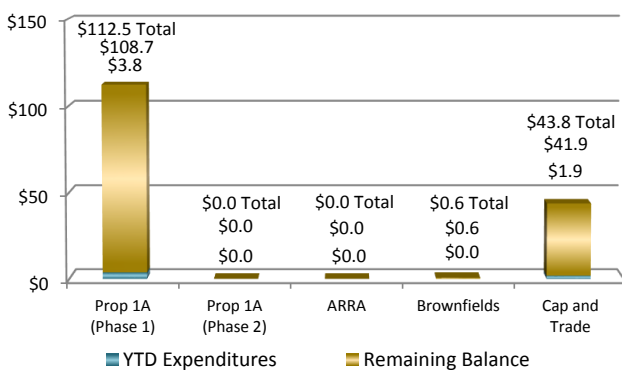
¹ Source: Administrative Budget and Expenditures Report.

² Monthly projections represent a straight-lined pro-rated portion of the annual budget.

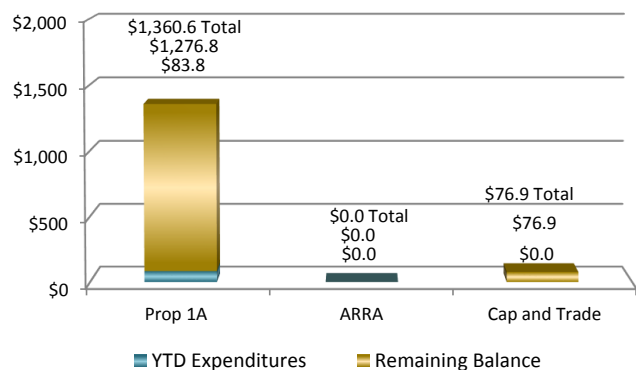
³ Programs 1975 and 1985 are included in Program 1970 totals.

Capital Outlay^{4, 5, 6}

Project Development^{5,7} (\$ in Millions)



Construction^{5,7} (\$ in Millions)



⁴ Source: Capital Outlay and Budget Expenditures Report.

⁵ Displays actual expenditures and remaining balance of budget for FY2018-19.

⁶ Values may not add up due to rounding.

⁷ ARRA expenditures were completed in prior fiscal years and no additional expenditures are anticipated.