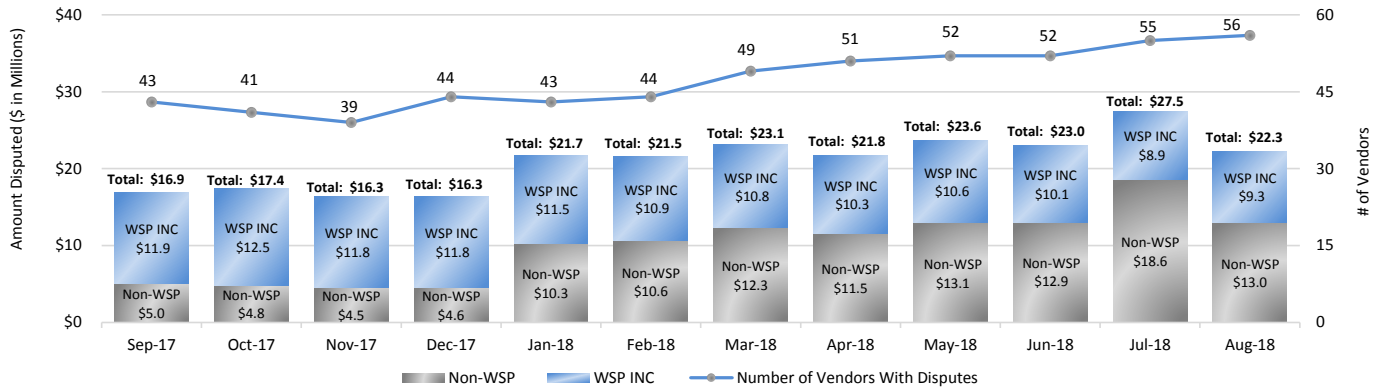
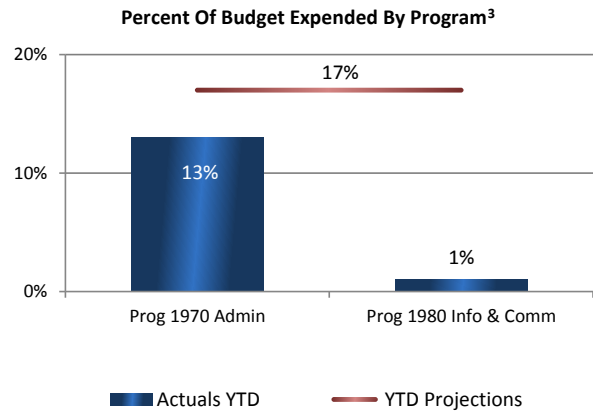
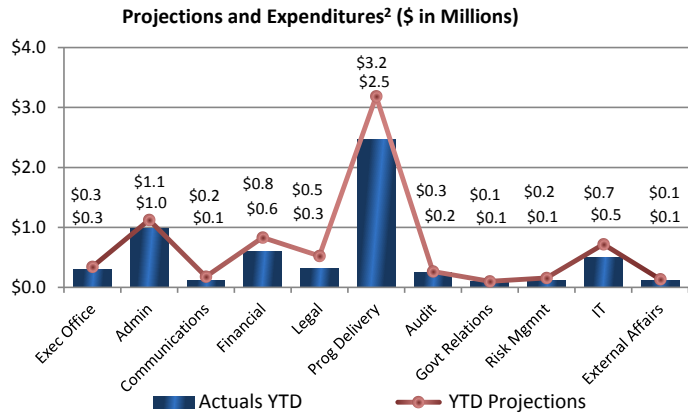


Data as of August 31, 2018

Accounts Payable Disputes Summary



State Operations<sup>1</sup>

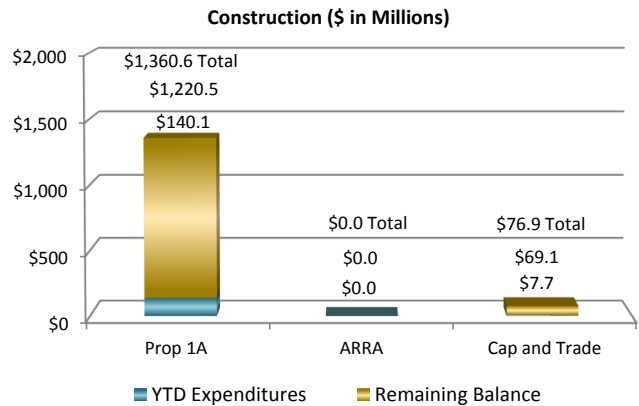
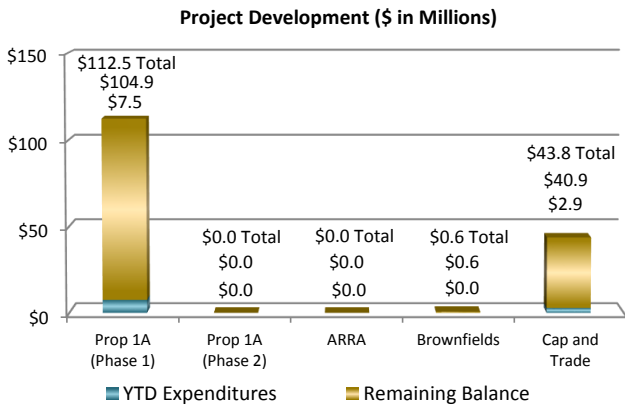


<sup>1</sup> Sources: Administrative Budget and Expenditures Report.

<sup>2</sup> Monthly projections represent a straight-lined pro-rated portion of the annual budget.

<sup>3</sup> Programs 1975 and 1985 are included in Program 1970 totals.

Capital Outlay<sup>4, 5, 6, 7</sup>



<sup>4</sup> Source: Capital Outlay and Budget Expenditures Report.

<sup>5</sup> Displays YTD Expenditures and Remaining Balance of budget for FY2018-19.

<sup>6</sup> Values may not add up due to rounding.

<sup>7</sup> ARRA expenditures were completed in prior fiscal years and no additional expenditures are anticipated.