

PALMDALE STATION

Refined E1




Refined E2

Refined SR 14

LOS ANGELES COUNTY

BURBANK AIRPORT STATION

LEGEND

-  Proposed Palmdale to Burbank Alignments
-  Other HSR Alignment Sections
-  Proposed HSR Station

Source: Supplemental Alternatives Analysis
 April 2016 (Palmdale to Burbank)

