



PALMDALE STATION

E1






E2

SR 14

LOS ANGELES COUNTY

BURBANK AIRPORT STATION

LEGEND

-  Surface
-  Elevated
-  Underground
-  Other HSR Alignment Sections
-  Proposed HSR Station

Source: Supplemental Alternatives Analysis April 2016 (Palmdale to Burbank)

