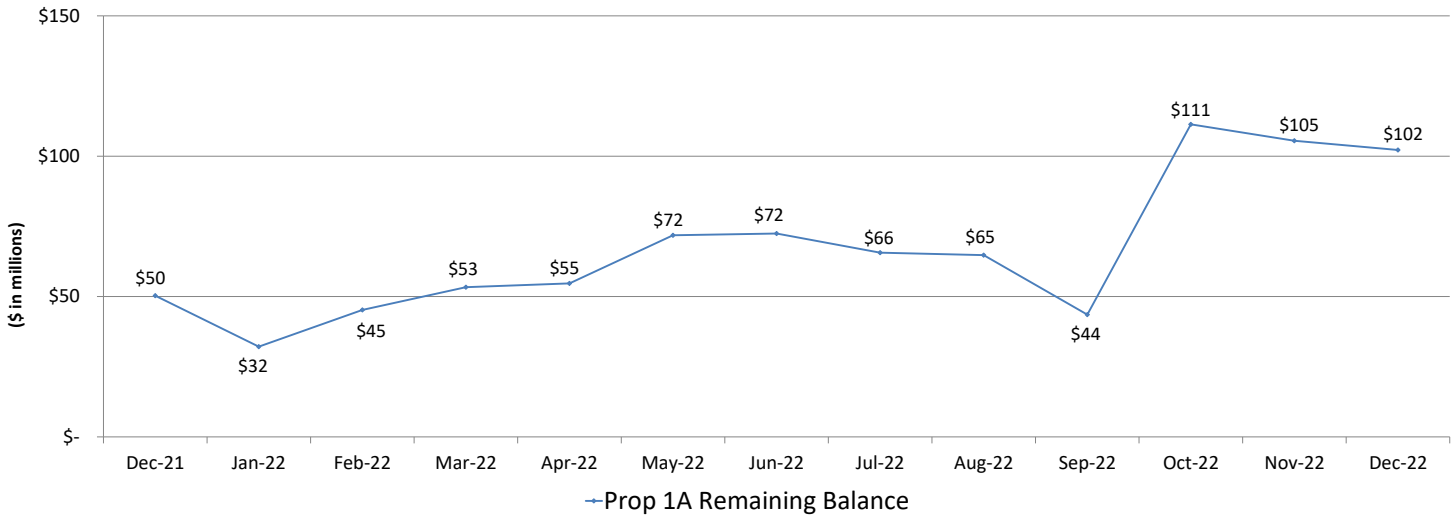


Prop 1A Bond Fund (6043)

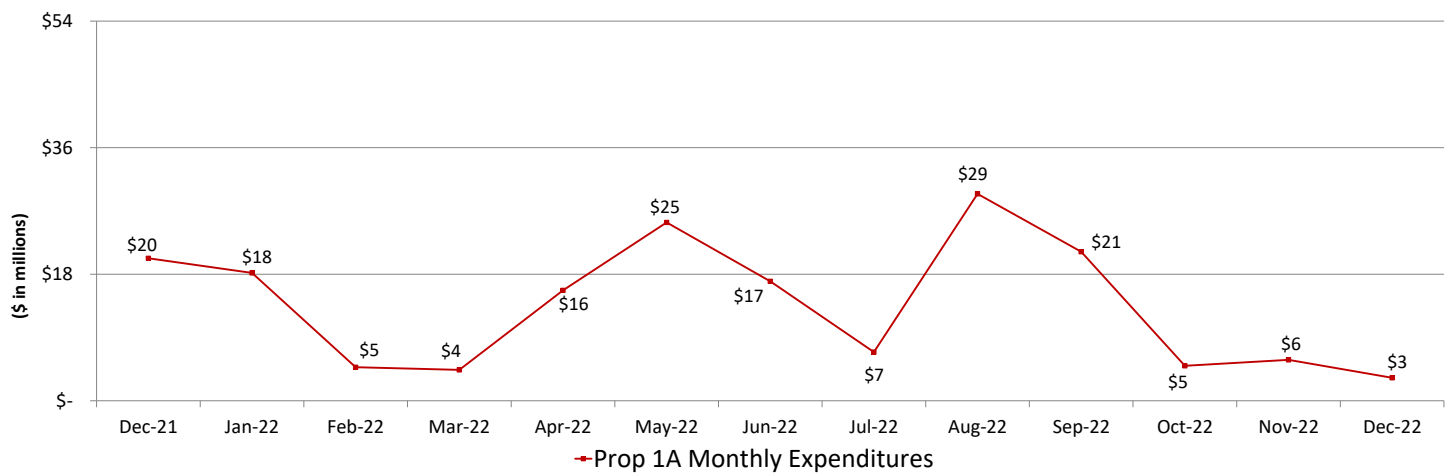
Prop 1A Fund Transaction Breakout for December	Notes	Amount
Cash Balance as of 12/01/22	2	\$ 105,480,374
Prior Month Adjustment		
Bond Cash Expensed		\$ (3,262,980)
Bond Cash In		\$ -
SMIF Interest Income		\$ -
Change in PTA Loan Cash		\$ -
<b>Prop 1A Cash Balance as of 12/31/22</b>		<b>\$ 102,217,394</b>

Fiscal Year	Notes	Bond Sales/Interest
FY2019-20 and Prior		\$ 3,614,455,000
FY2020-21		\$ 200,505,000
FY2021-22		\$ 107,510,000
FY2022-23	3	\$ 100,700,000
<b>Total Bond Sales</b>		<b>\$ 4,023,170,000</b>
Interest Earnings	4	\$ 43,925,285
<b>Total Prop 1A Funding</b>	<b>1, 5</b>	<b>\$ 4,067,095,285</b>

Prop 1A Remaining Balance



Prop 1A Expenditures



# **Footnotes**

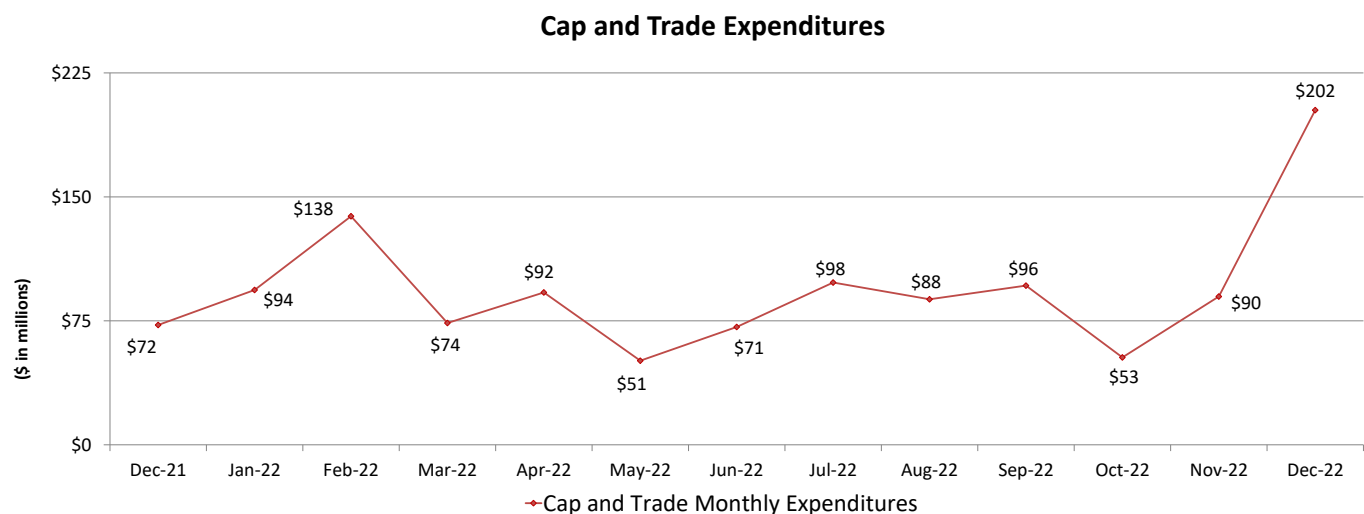
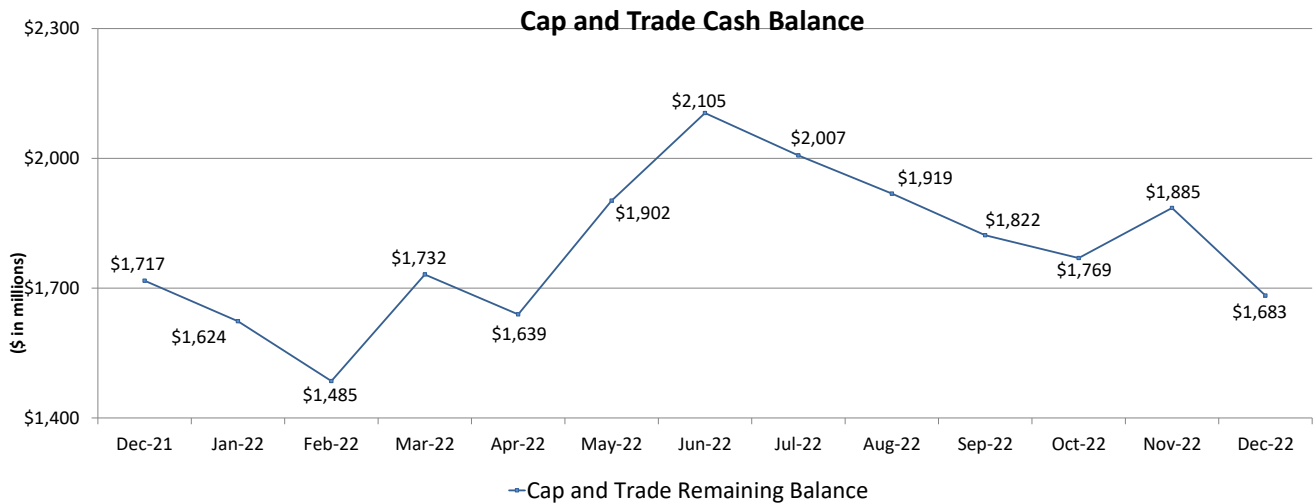
- Prop 1A bond sales are conducted twice a year by the State Treasurer's Office (STO) in the spring and fall.
- Beginning balance includes a \$450K Advance to Office Revolving Fund (ORF). Advance to ORF represents cash available for disbursement to facilitate efficient reimbursement of invoices. Upon replenishment of the full ORF balance, \$450K becomes accessible to Prop 1A Bond Fund appropriations for use.
- FY2022-23 Prop 1A Bond proceeds includes the following commercial paper authorization: Aug-22, \$28.1M; and Oct-22, \$72.6M.
- The Authority received notification from the Department of Finance and State Treasurer's Office that accumulated interest earnings associated with Prop 1A commercial paper and bond proceeds are now available to use for the project. This additional cash will be applied to the Authority's existing \$9B Prop 1A authorization and will not increase the \$9B cap.
- The Authority has an additional \$1.187B available through commercial paper which was authorized in Aug-22. The proceeds for commercial paper will not be reflected in this report until the Authority submits a request for funds to STO and issuance is completed.

Data through December 31, 2022

Cap and Trade Fund (3228)

Cap and Trade Transaction Breakout for December	Notes	Amount
Cash Balance as of 12/01/22	2	\$ 1,885,416,135
Prior Month Adjustment		\$ -
Cash Expensed		\$ (202,472,879)
Cash In		\$ -
Interest Income		\$ -
Executive Order/Spending Authority	3	\$ -
Current Month Budget/Adjustment		\$ -
<b>GHGRF Cash Balance as of 12/31/22</b>		<b>\$ 1,682,943,256</b>

Fiscal Year	Notes	Proceeds
2014-15 Budget Act Appropriation		\$ 250,000,000
2014-15 Budget Act Approp. Reversion		\$ (12,056,000)
Budget Act of 2014		\$ 400,000,000
Non-Budget Act Appropriation		\$ 70,000,000
<b>Subtotal</b>		<b>\$ 707,944,000</b>
FY2019-20 and Prior		\$ 2,662,859,000
FY2020-21		\$ 419,012,000
FY2021-22		\$ 1,318,288,000
Current Fiscal Year	3, 4	\$ 205,754,000
<b>Subtotal</b>		<b>\$ 4,605,913,000</b>
<b>Total Cap and Trade Funding</b>	<b>1, 4</b>	<b>\$ 5,313,857,000</b>



#

**Footnotes**

- 1 Cap and Trade auctions occur quarterly (Aug, Nov, Feb, May) and are subject to administrative adjustments by the Department of Finance (e.g. foreign exchange rate and state operation adjustments). Total Cap and Trade Funding includes Budget Act Appropriations, auction proceeds, and state operations spending authority.
- 2 Beginning balance includes a \$10M Advance to ORF. The ORF represents cash available for disbursement to facilitate efficient reimbursement of invoices. Upon replenishment of the full ORF balance, \$10M becomes accessible to Cap and Trade Fund appropriations for use.
- 3 FY2022-23 Cap and Trade funding includes: Jul-22, \$103K (Budget Act Authority), Aug-22, \$205.7M (Executive Order).
- 4 The Nov-22 Cap and Trade auction proceeds are estimated at \$190.3M. The Authority's final share of proceeds is subject to administrative adjustments (e.g. fire fee, manufacturing tax exemption offsets, and foreign exchange). This report will be updated once the journal entries have been completed by State Controller's Office.

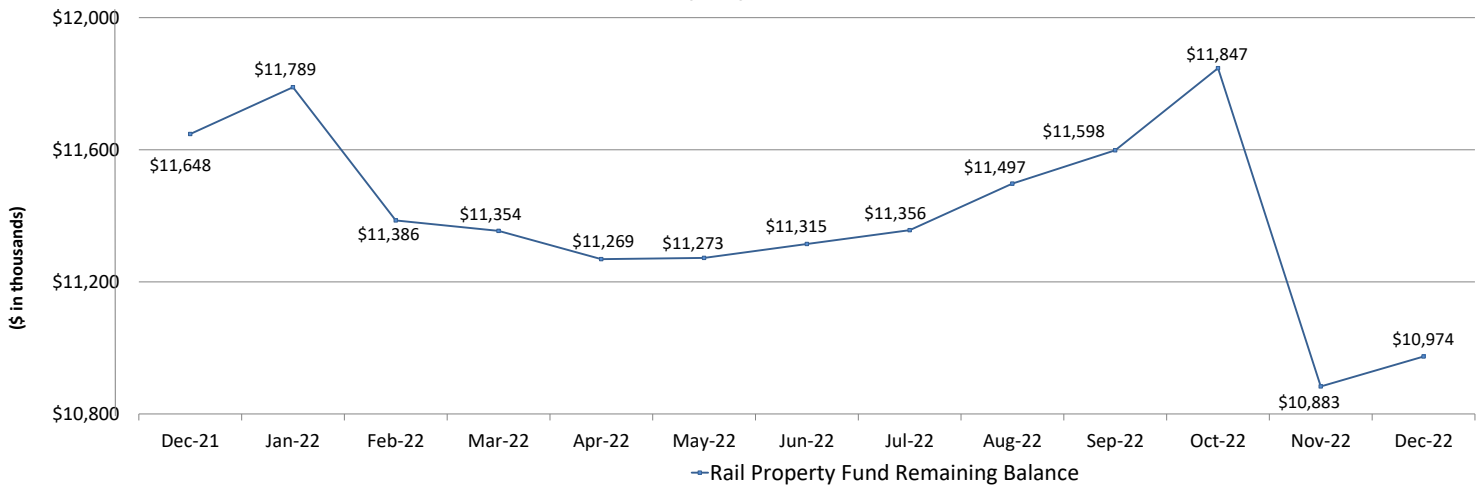
Data through December 31, 2022

Rail Property Management Fund (9331)

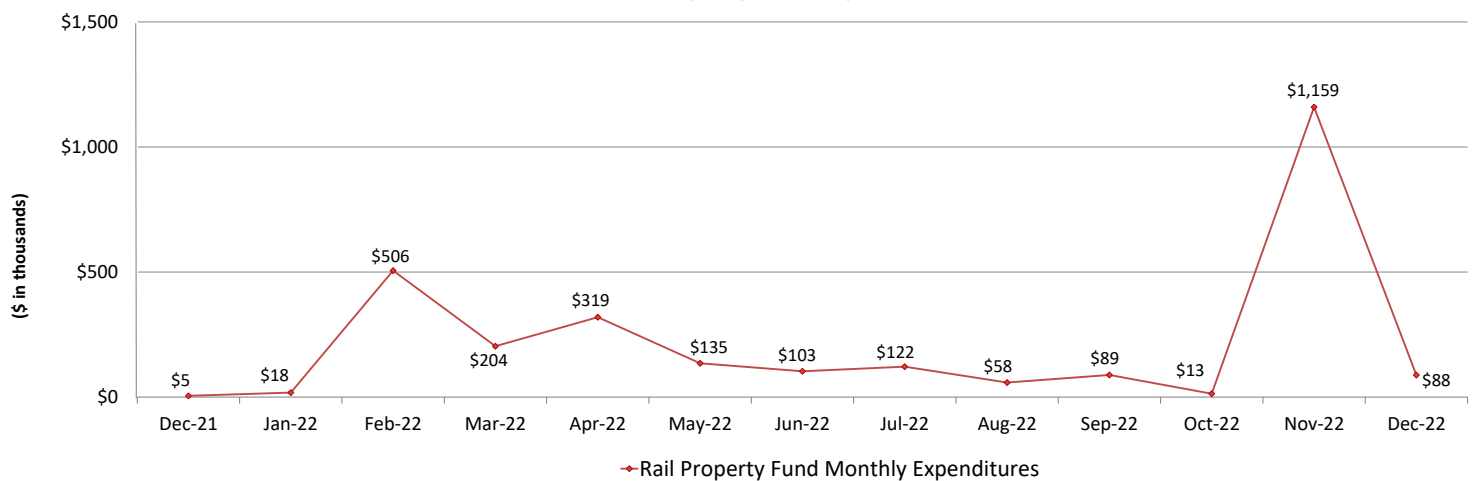
Rail Property Fund Transaction Breakout for December	Notes	Amount
Cash Balance as of 12/01/22		\$ 10,883,258
Prior Month Adjustment		\$ -
Cash Expensed	2	\$ (88,240)
Cash In		\$ 178,899
Current Month Budget/Adjustment		\$ -
<b>RPMF Cash Balance as of 12/31/22</b>	<b>1</b>	<b>\$ 10,973,917</b>

Fiscal Year	Notes	Revenue
FY2019-20 and Prior		\$ 10,002,875
FY2020-21		\$ 1,904,921
FY2021-22		\$ 2,048,461
Current Fiscal Year		\$ 1,188,756
<b>Cumulative RPMF Revenue</b>	<b>1</b>	<b>\$ 15,145,013</b>

Rail Property Fund Cash Balance



Rail Property Fund Expenditures



# **Footnotes**

- This fund receives revenues from leases/rents collected on property acquired that is not yet delivered to the design-builders for construction. The Budget Act of 2022 appropriated \$4M to be used for the development, improvement, and maintenance of the high-speed rail system and associated properties.
- Fluctuations in monthly expenditures are primarily due to timing of invoice submission by vendors and a Pro-Rata cost, which is a state administrative assessment determined by the Department of Finance, that is charged three times a year.