



CALIFORNIA
High-Speed Rail Authority

CENTRAL VALLEY STATUS REPORT

Finance & Audit Committee

Executive Summary

Construction Packages (CP) Design-Build Expenditures

- » August 2023 Expenditures totaled \$183.7M:
 - Construction Package 1 Expenditures totaled \$67.1M.
 - Construction Package 2-3 Expenditures totaled \$94.2M.
 - Construction Package 4 Expenditures totaled \$22.3M.

Change Orders

- » Executed Change Orders this period – 17 for a total of \$18.6M.

Risk Contingency

- » Approved Contingency – \$6,001.6M budgeted contract contingency. Contingency balance is \$1,685.9M as of data date.

CP Construction Labor

- » August 2023, Average Daily Site Workers (by Week) – 1,384 workers. An increase of 15 workers from the previous period (1,369).

Executive Summary cont.

CP Construction Progress

- » Structures – 75 underway/construction complete (32 underway, 43 completed) compared to 93 structures total (81%). An increase of one from the previous period.
- » Guideway – 91 miles underway/construction complete (38 underway, 53 completed) compared to 119 miles total (76%). No change from the previous period.

Utility Relocations Status

- » Relocated: 1,112 (61%); In Progress: 389 (21%); Approved to Start: 0 (0%); Not Started: 335 (18%); Total: 1,836. A total of 21 relocated in August 2023. A sequence of activities must be completed to begin utility relocation work. These activities include environmental clearance, executed third-party agreement(s), design approval, construction work plans, pre-construction walkthroughs, acquisition of real property, and/or land right conveyances.

CP Real Property/Right-of-Way (ROW)

- » Total Parcels Delivered to Date – 2,242 parcels compared to an estimated 2,296 parcels needed.
- » Parcels Delivered to Design-Builder (DB) – Ten parcels in August 2023.
- » Total Railroad Parcels Delivered to Date – 147 parcels delivered compared to an estimated 171 total railroad parcels needed.
- » Railroad Parcels Delivered to Design-Builder – Zero parcels in August 2023.

Executive Summary cont..

Project Development (Environmental Clearance) Schedule – Notice of Determination (NOD)/Record of Decision (ROD)

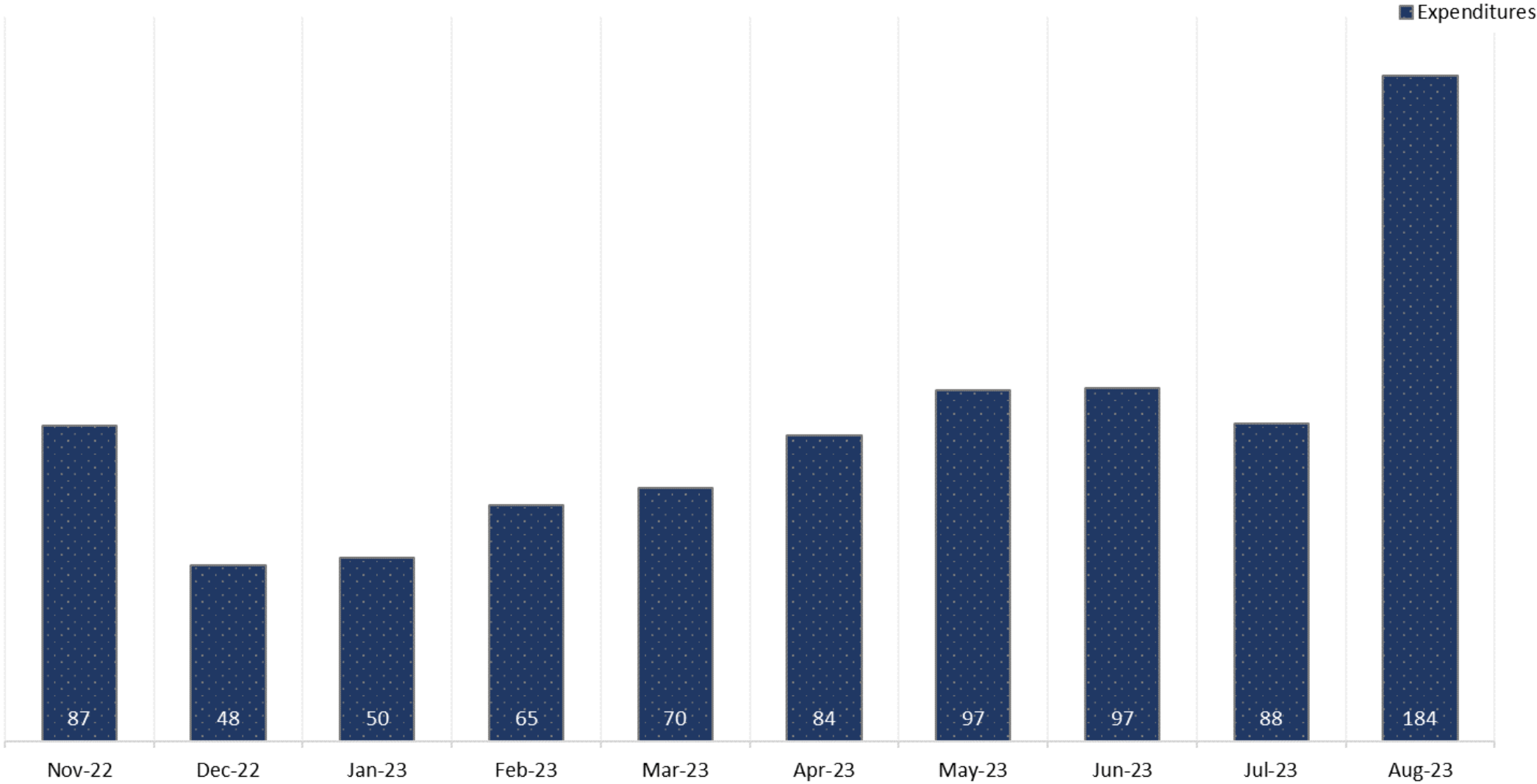
- » Palmdale to Burbank – Regional Consultant is preparing the Administrative Final Environmental Impact Report (EIR)/Environmental Impact Statement (EIS) for review and approval by the Authority prior to being submitted to the Cooperating Agencies. Major activities on this project section included preparing response to comments received on the Draft EIR/EIS and preparing permitting documents.
- » Los Angeles to Anaheim – Administrative Draft EIR/EIS scheduled for Spring 2024. NOD/ROD anticipated in late 2025.

Project Development (Post-Record of Decision) Schedule

- » Merced Extension (Merced to Madera) – Stantec Inc., under Agreement HSR22-02, continues to make progress on the early actions of this Project. On June 30th, 2023, the Task Order #3 was issued to Stantec which is the roadmap for all deliverables in FY23-24. The Program Management Plan and the Annual Work Plan for FY23-24 were also approved on June 30th, 2023.
- » Fresno to Bakersfield Locally Generated Alternative (LGA) – HNTB Corporation (HNTB), under agreement HSR22-01, continues to make progress on the early actions of this Project.

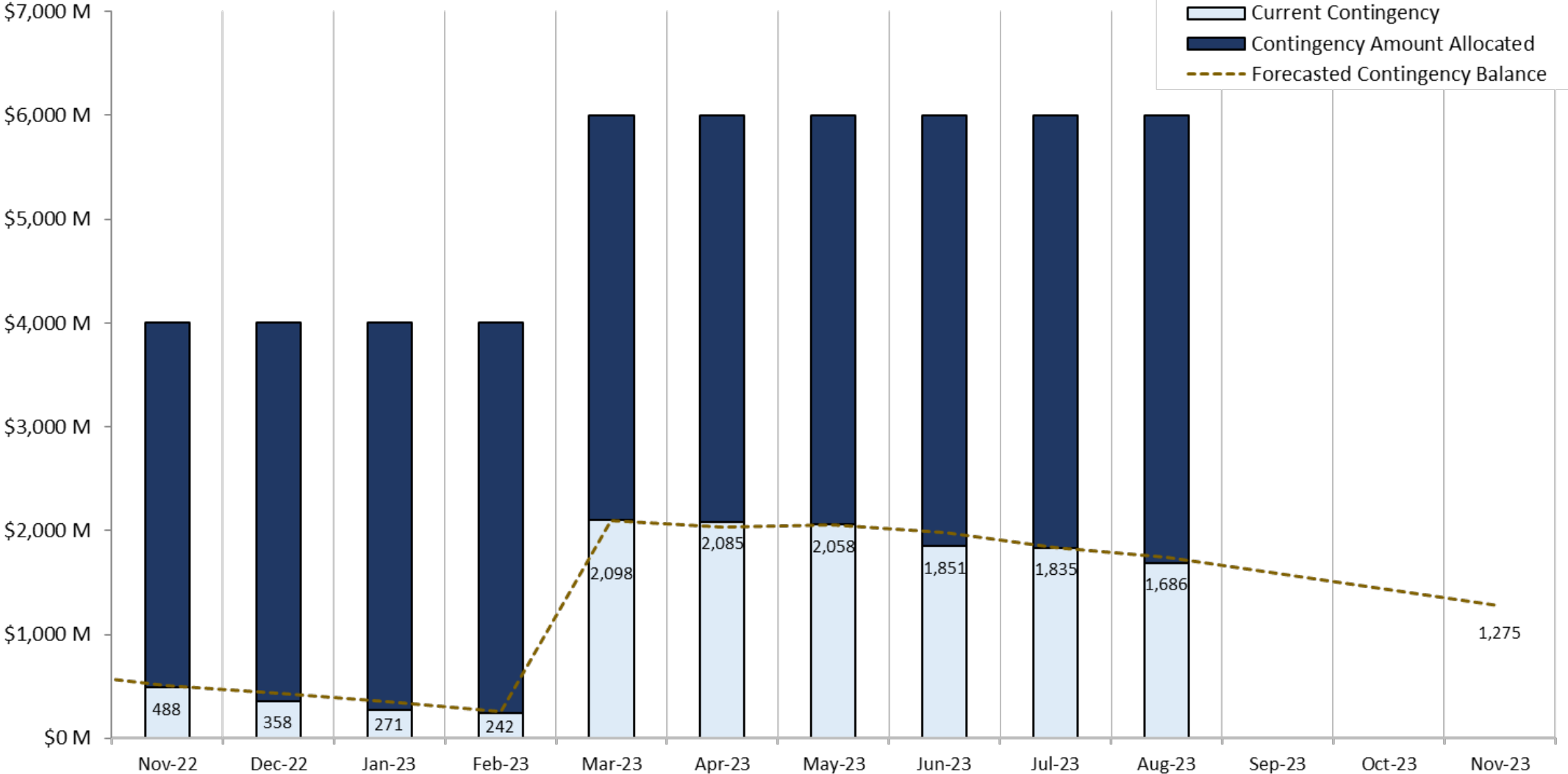
CP 1-4 – Design-Build Expenditures

CP 1-4 – Monthly Expenditures (\$ Millions)



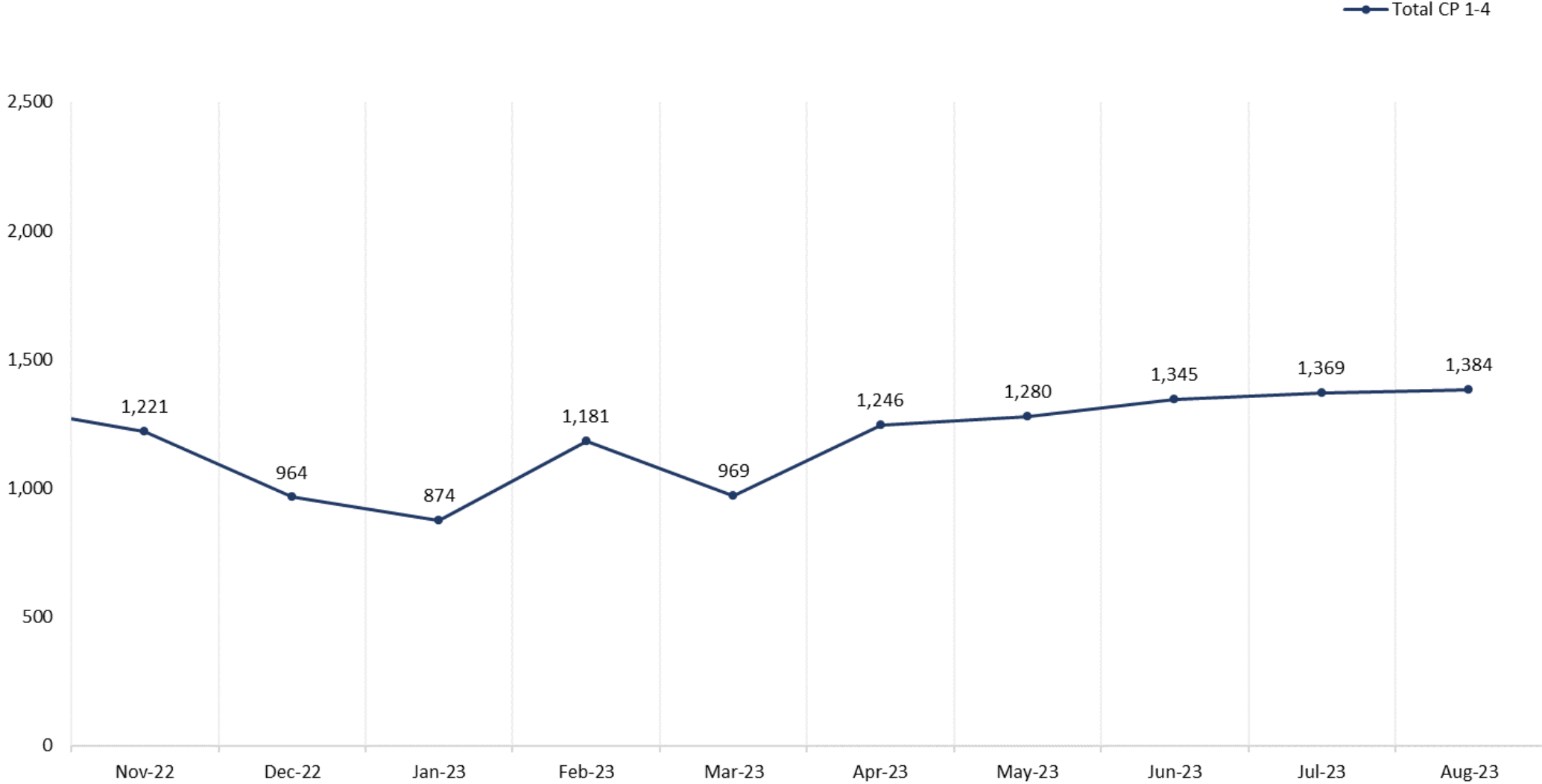
CP 1-4 – Risk Contingency

CP 1-4 – Risk Contingency Status (\$ Millions)



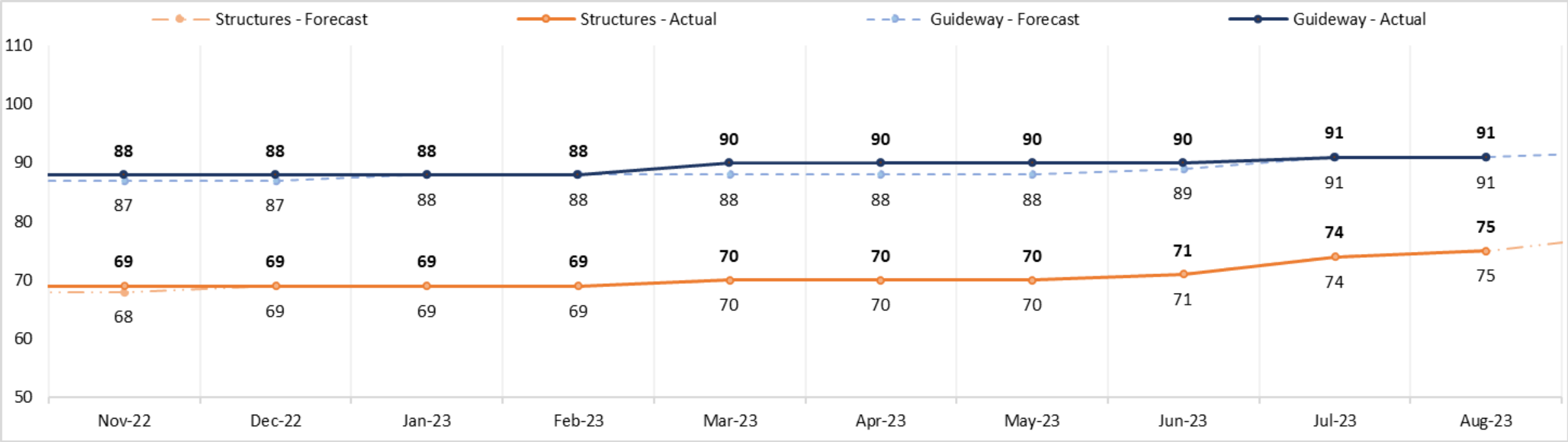
CP 1-4 – Construction Labor

CP 1-4 – Monthly Construction Workforce Total – Actual (FTE)



CP 1-4 – Construction Progress

CP 1-4 – Construction Progress to Completion – Forecast vs. Actual



Monthly Construction Status – In Progress vs. Completed

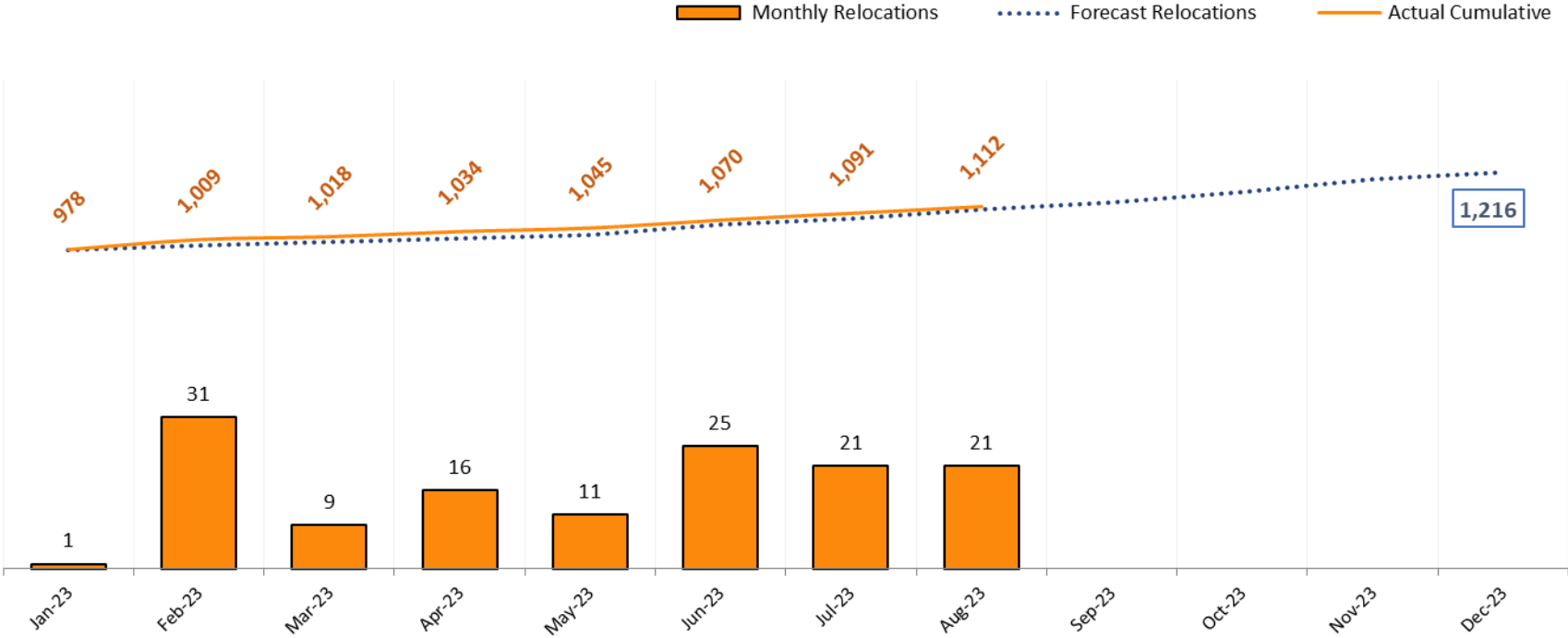
Construction	CP 1		CP 2-3		CP 4		Overall		Total
	In Progress	Completed	In Progress	Completed	In Progress	Completed	In Progress	Completed	
Guideway	18	2	16	33	4	18	38	53	91
Structures	11	17	21	15	0	11	32	43	75

CP 1-4 – Utility Relocations

CP 1-4 – Utility Relocation Summary

Construction Package	Total Relocations August 31, 2023	Total Utilities Relocated to Date August 31, 2023	Remaining Utility Relocations August 31, 2023
CP 1	992	501	491
CP 2-3	701	491	210
CP 4	143	120	23
Total	1,836	1,112	724

CP 1-4 – Utility Relocation Status Summary-Monthly



CP 1-4 – Utility Relocation Summary

CP 1-4 – Summary by Utility Type

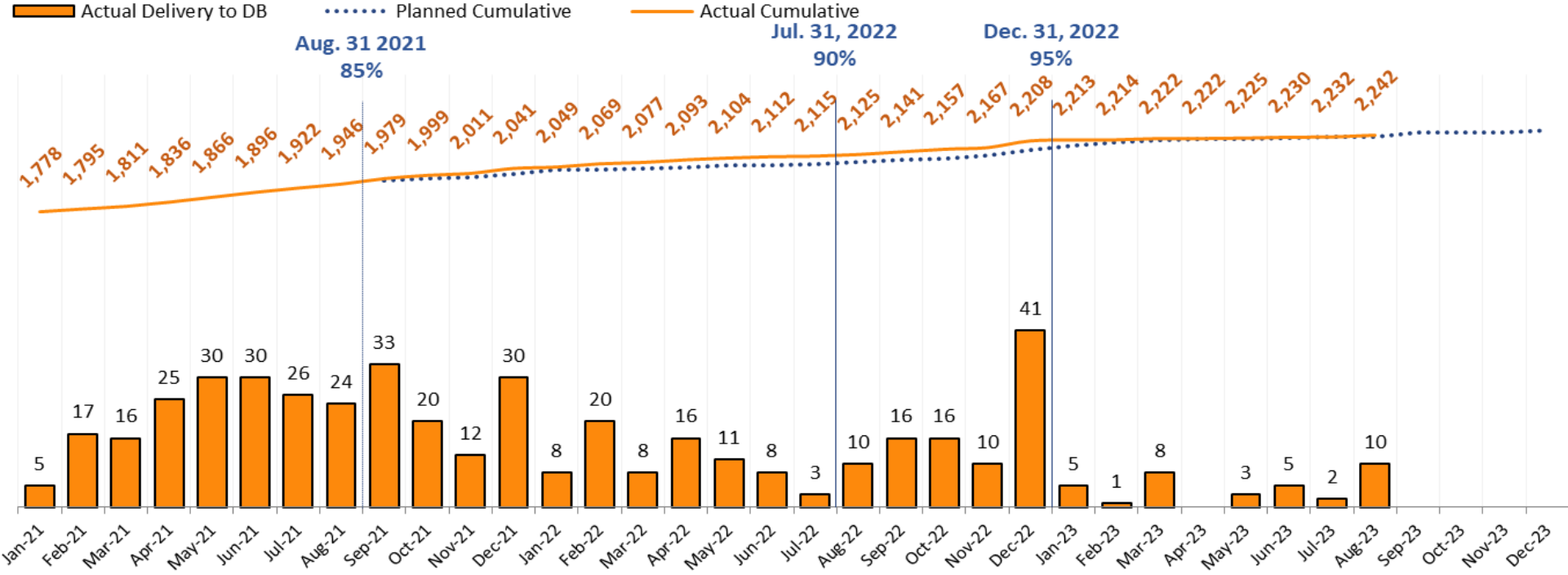
Utility	Status	CP-1	CP-2-3	CP-4	CP 1-4 Total	Percentage
Electric	NOT STARTED	82	102	0	184	28%
	APPROVED TO START	0	0	0	0	0%
	IN PROGRESS	19	32	1	52	8%
	RELOCATED	114	250	61	425	64%
	TOTAL	215	384	62	661	100%
Gas	NOT STARTED	17	10	0	27	22%
	APPROVED TO START	0	0	0	0	0%
	IN PROGRESS	30	0	0	30	24%
	RELOCATED	44	17	7	68	54%
	TOTAL	91	27	7	125	100%
Telecom	NOT STARTED	36	3	0	39	6%
	APPROVED TO START	0	0	0	0	0%
	IN PROGRESS	153	27	2	182	27%
	RELOCATED	226	203	30	459	67%
	TOTAL	415	233	32	680	100%
Wet	NOT STARTED	54	31	0	85	23%
	APPROVED TO START	0	0	0	0	0%
	IN PROGRESS	100	5	20	125	34%
	RELOCATED	117	21	22	160	43%
	TOTAL	271	57	42	370	100%

CP 1-4 – Real Property/Right-of-Way (ROW)

CP 1-4 – Right-of-Way (ROW) Summary

Construction Package	Total Needed Parcels August 31, 2023	Total Parcels Delivered to Date August 31, 2023	Remaining Parcels to be Delivered August 31, 2023	Percentage Delivered
CP 1	1,084	1,063	21	98%
CP 2-3	989	956	33	97%
CP 4	223	223	0	100%
Total	2,296	2,242	54	98%

CP 1-4 – Parcel Delivery to Design-Builder (DB) Summary

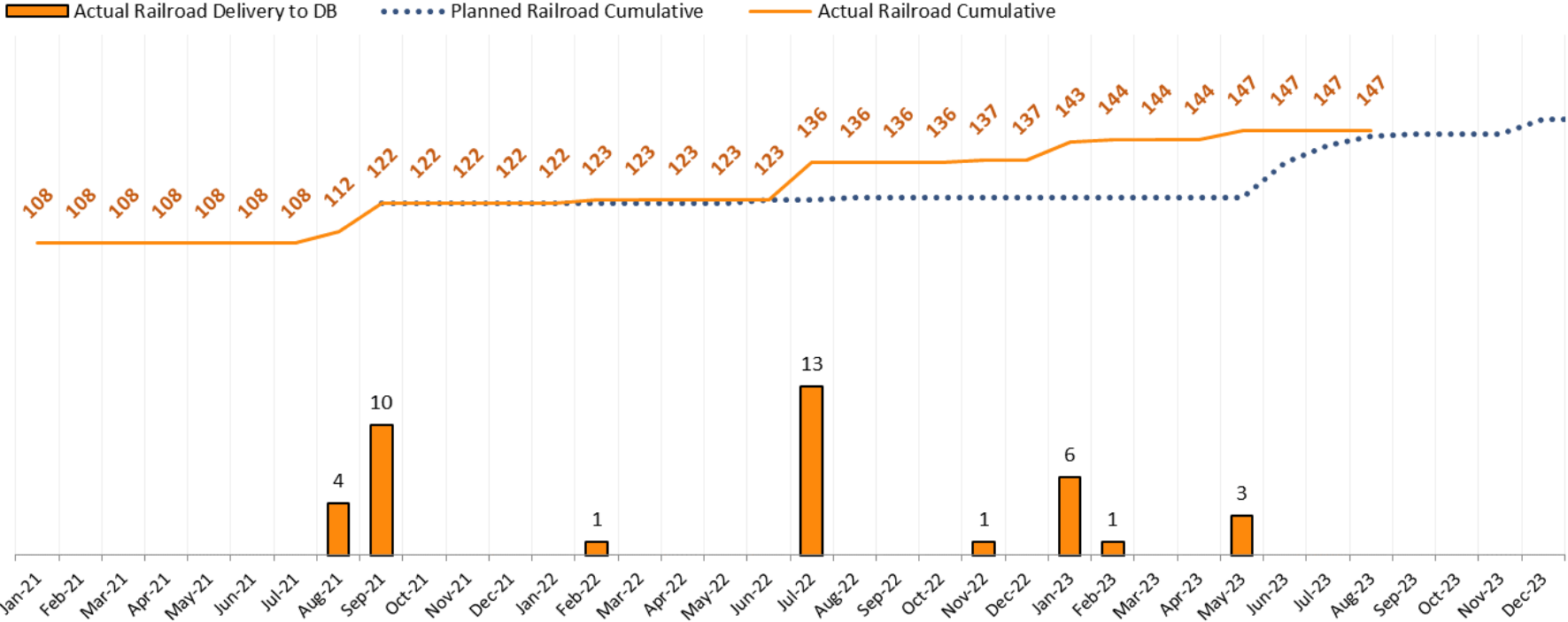


CP 1-4 – Real Property/Right-of-Way (ROW) Railroad

CP 1-4 – Right-of-Way (ROW) Railroad Summary

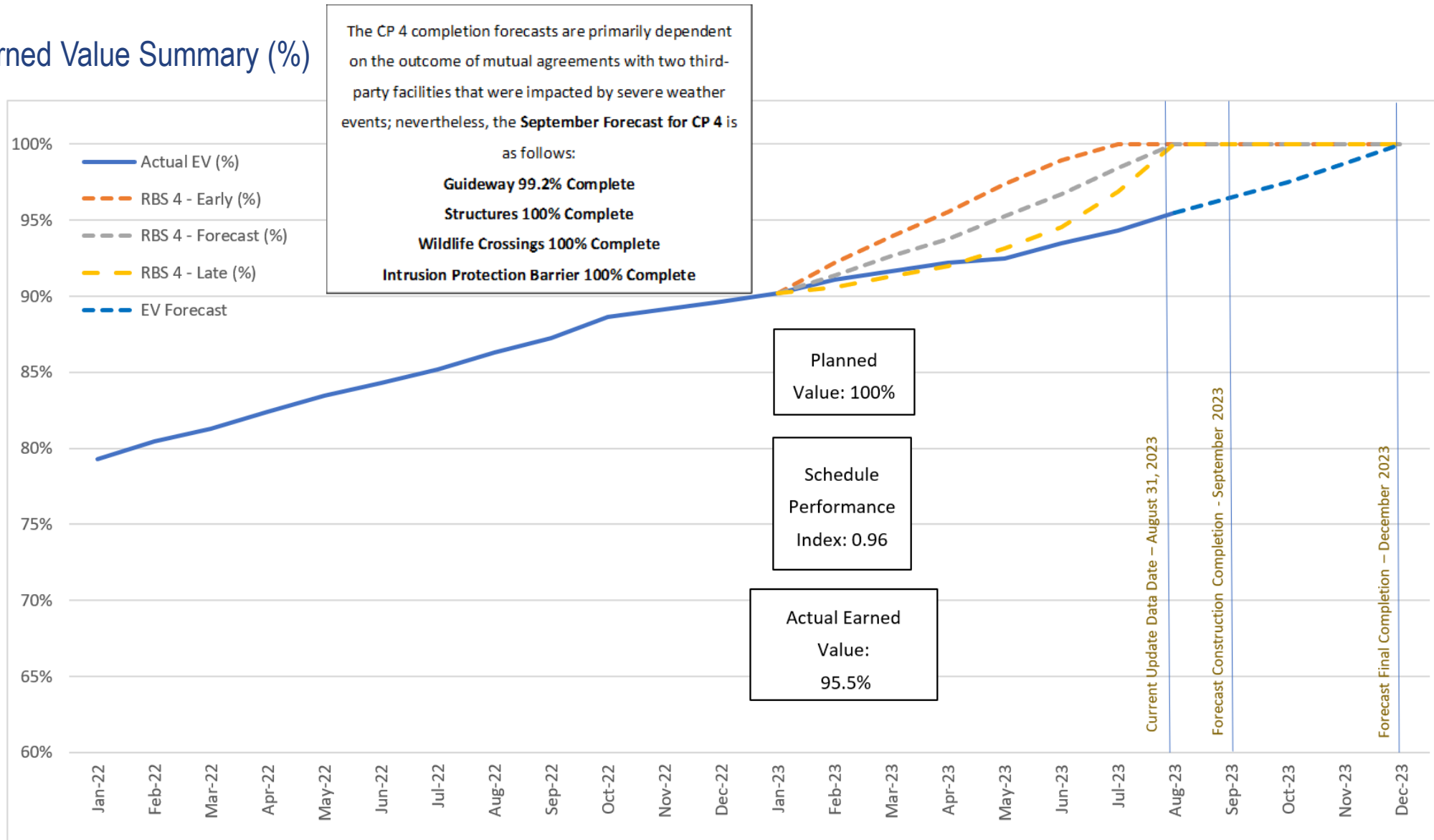
Construction Package	Total Needed Railroad Parcels August 31, 2023	Total Railroad Parcels Delivered to Date August 31, 2023	Remaining Railroad Parcels to be Delivered August 31, 2023
CP 1	84	64	20
CP 2-3	58	54	4
CP 4	29	29	0
Total	171	147	24

CP 1-4 – Railroad Parcel Delivery to Design-Builder (DB) Summary



CP 4 – Earned Value

CP 4 – Earned Value Summary (%)



Preliminary Numbers for November F&A Report

Look Ahead at Next Month's F&A Report with Preliminary Data (through September 30, 2023)

Table 1 - Labor Count Number Update

Construction Packages	Current Month—August 2023 Data	Preliminary—September 2023 Data
Construction Package 1	356	346
Construction Package 2-3	773	793
Construction Package 4	255	209
Totals	1,384	1,348
A decrease of 36 workers. CP 2-3 saw an increase in number of workers.		

Table 2 – ROW Delivered Parcel Count Update

Construction Packages	Current Month—August 2023 Data	Preliminary—September 2023 Data
Construction Package 1	1,063	1,064
Construction Package 2-3	956	960
Construction Package 4	223	223
Totals	2,242	2,247
Delivered 5 parcels in September 2023.		

Table 3 - Executed Change Order Update

Construction Packages	Current Month—August 2023 Data	Preliminary—September 2023 Data
Construction Package 1	\$14.0M (4)	\$0.3M (3)
Construction Package 2-3	\$3.6M (10)	\$130.0M (8)
Construction Package 4	\$1.1M (3)	\$9.1M (6)
Totals	\$18.6M (17)	\$139.4M (17)
17 executed Change Orders in September 2023.		

Table 4 – Utility Relocation Status

Construction Packages	Current Month—August 2023 Data	Preliminary—September 2023 Data
Construction Package 1	501	547
Construction Package 2-3	491	491
Construction Package 4	120	122
Totals	1,112	1,160
There were 48 Utility Relocations in September 2023.		