



**CALIFORNIA**  
High-Speed Rail Authority

# **CENTRAL VALLEY STATUS REPORT**

**Finance & Audit Committee**

# Executive Summary

- Construction Packages (CP) Design-Build Expenditures

- » September 2023 Expenditures totaled \$86.8M:

- Construction Package 1 Expenditures totaled \$34.3M.
- Construction Package 2-3 Expenditures totaled \$31.0M.
- Construction Package 4 Expenditures totaled \$21.5M.

- Change Orders

- » Executed Change Orders this period – 17 for a total of \$139.4M.

- Risk Contingency

- » Approved Contingency – \$6,001.6M budgeted contract contingency. Contingency balance is \$1,618.5M as of data date.

- CP Construction Labor

- » September 2023, Average Daily Site Workers (by Week) – 1,348 workers. A decrease of 36 workers from the previous period (1,384).

# Executive Summary cont.

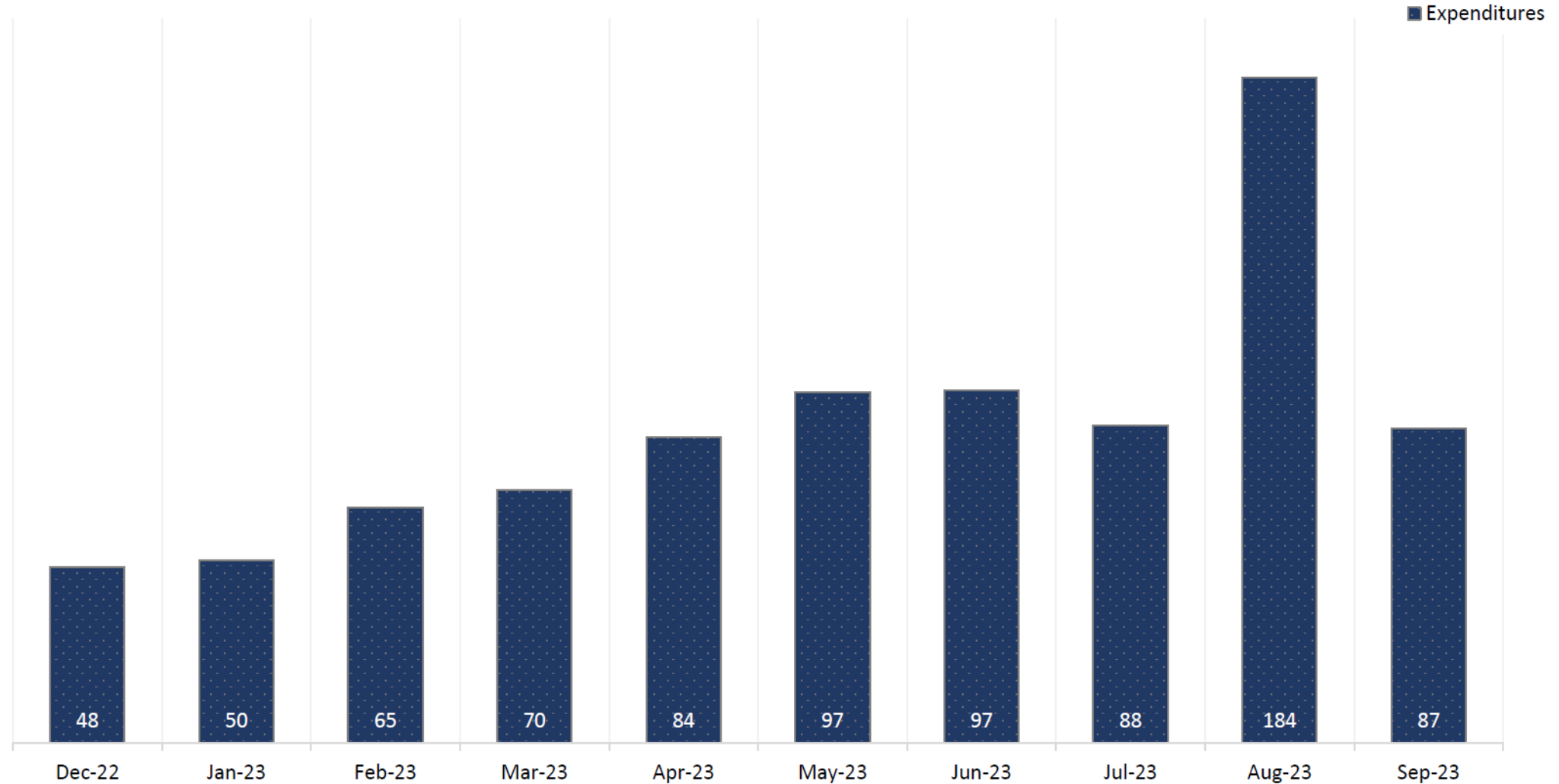
- CP Construction Progress
  - » Structures – 75 underway/construction complete (32 underway, 43 completed) compared to 93 structures total (81%). No change from the previous period.
  - » Guideway – 91 miles underway/construction complete (37 underway, 54 completed) compared to 119 miles total (76%). One mile of guideway completed in September 2023.
- Utility Relocations Status
  - » Relocated: 1,160 (63%); In Progress: 355 (19%); Approved to Start: 0 (0%); Not Started: 321 (18%); Total: 1,836. A total of 48 relocated in September 2023. A sequence of activities must be completed to begin utility relocation work. These activities include environmental clearance, executed third-party agreement(s), design approval, construction work plans, pre-construction walkthroughs, acquisition of real property, and/or land right conveyances.
- CP Real Property/Right-of-Way (ROW)
  - » Total Parcels Delivered to Date – 2,246 parcels compared to an estimated 2,296 parcels needed.
  - » Parcels Delivered to Design-Builder (DB) – Five parcels in September 2023.
  - » Total Railroad Parcels Delivered to Date – 147 parcels delivered compared to an estimated 171 total railroad parcels needed.
  - » Railroad Parcels Delivered to Design-Builder – Zero parcels in September 2023.

# Executive Summary cont..

- Project Development (Environmental Clearance) Schedule – Notice of Determination (NOD)/Record of Decision (ROD)
  - » Palmdale to Burbank – Regional Consultant is preparing the Administrative Final Environmental Impact Report (EIR)/Environmental Impact Statement (EIS) for review and approval by the Authority prior to being submitted to the Cooperating Agencies. Major activities on this project section included preparing response to comments received on the Draft EIR/EIS and preparing permitting documents.
  - » Los Angeles to Anaheim – Administrative Draft EIR/EIS scheduled for Spring 2024. NOD/ROD anticipated in late 2025.
- Project Development (Post-Record of Decision) Schedule
  - » Merced Extension (Merced to Madera) – Stantec Inc., under Agreement HSR22-02, continues to make progress on the early actions of this Project. On June 30th, 2023, the Task Order #3 was issued to Stantec which is the roadmap for all deliverables in FY23-24. The Program Management Plan and the Annual Work Plan for FY23-24 were also approved on June 30th, 2023.
  - » Fresno to Bakersfield Locally Generated Alternative (LGA) – HNTB Corporation (HNTB), under agreement HSR22-01, continues to make progress on the early actions of this Project.

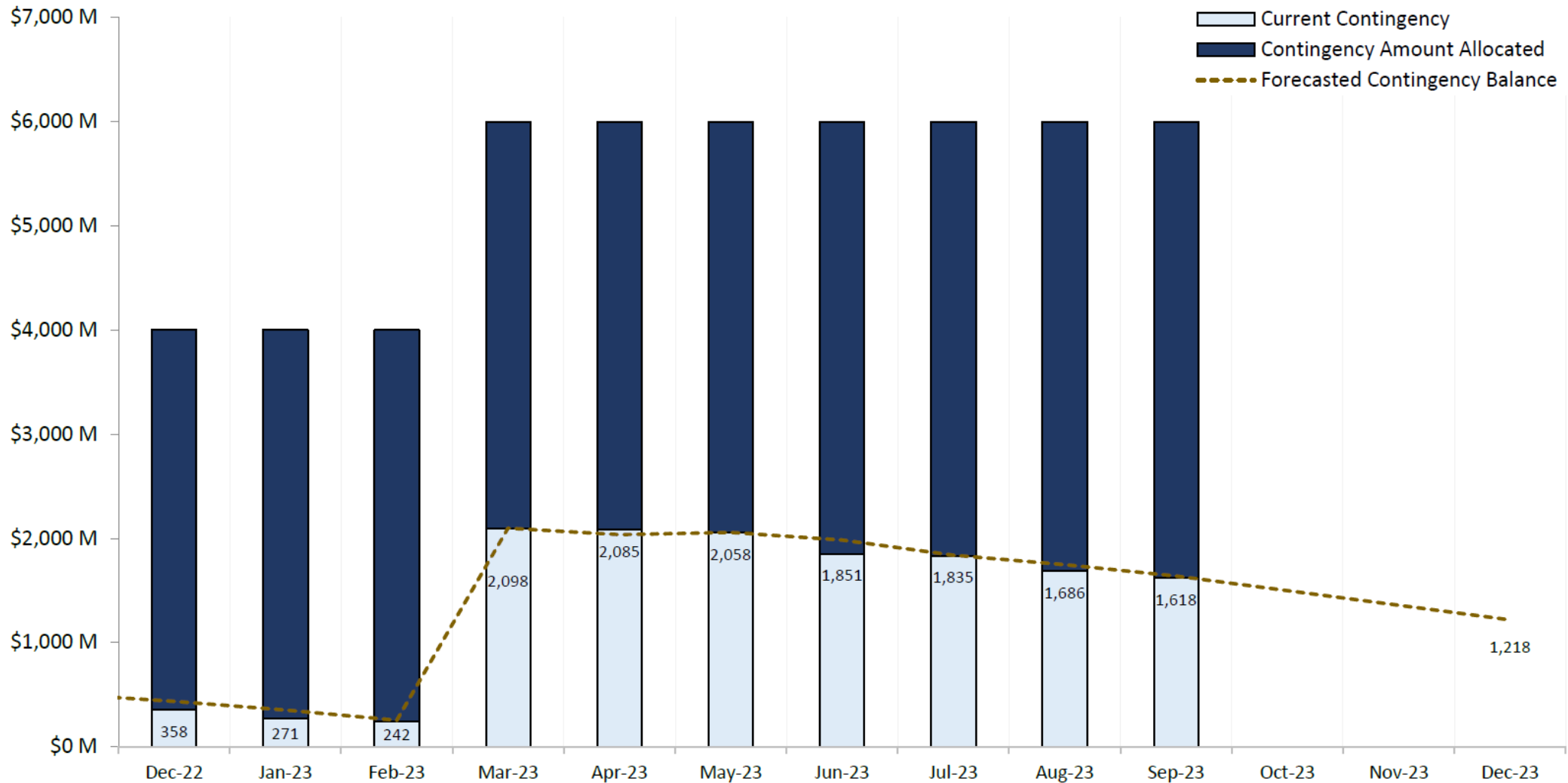
# CP 1-4 – Design-Build Expenditures

CP 1-4 – Monthly Expenditures (\$ Millions)



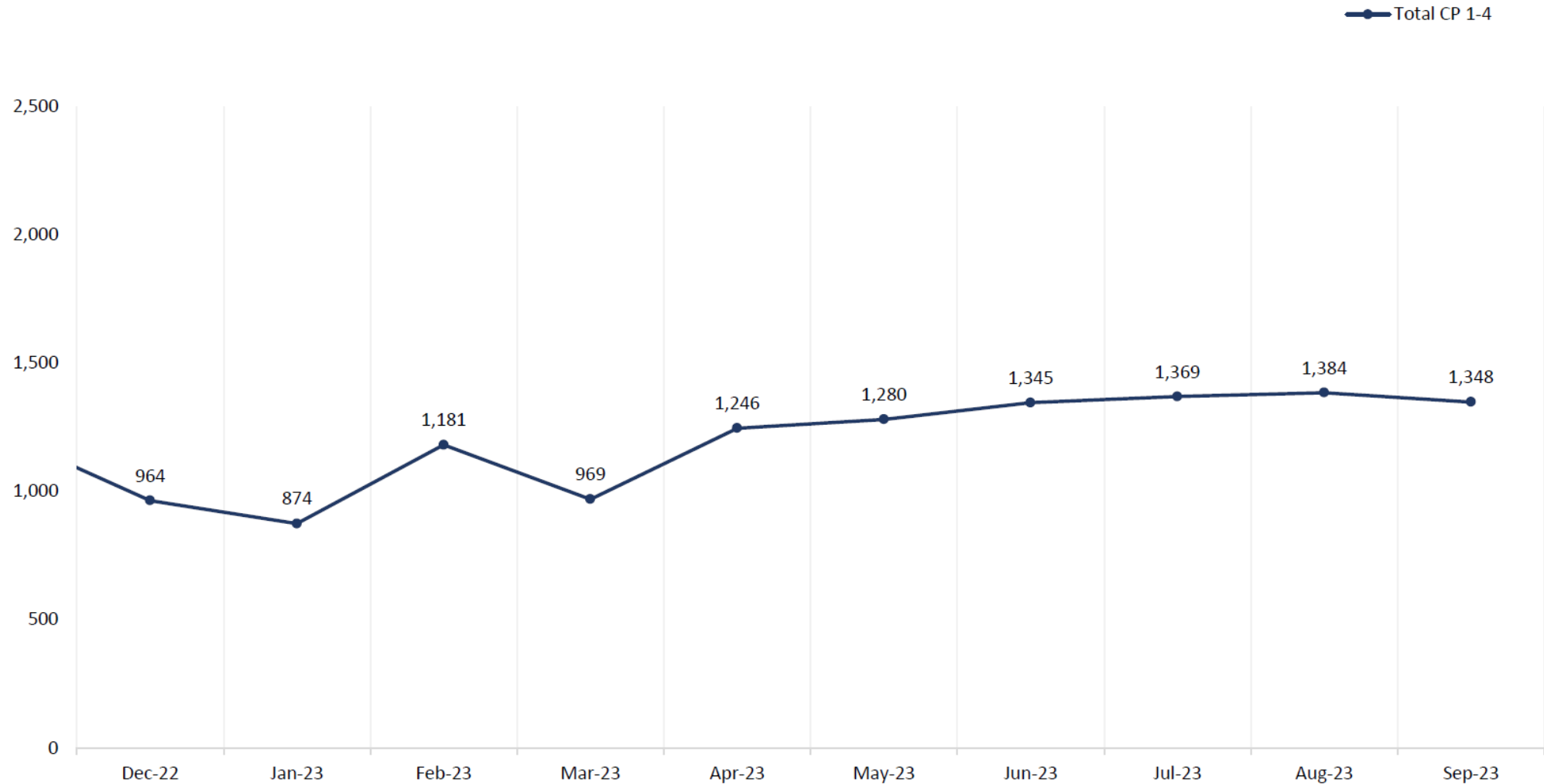
# CP 1-4 – Risk Contingency

CP 1-4 – Risk Contingency Status (\$ Millions)



# CP 1-4 – Construction Labor

CP 1-4 – Monthly Construction Workforce Total – Actual (FTE)

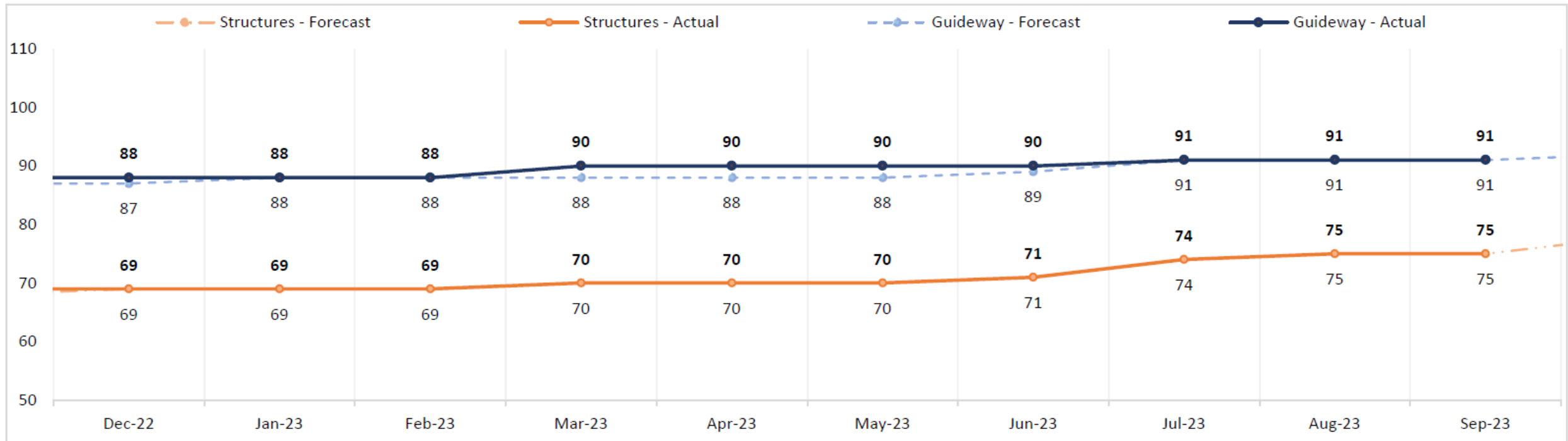


# CP 1-4 – Construction Progress

## CP 1-4 Monthly Construction Status – In Progress vs. Completed

Construction	CP 1		CP 2-3		CP 4		Overall		Total
	In Progress	Completed	In Progress	Completed	In Progress	Completed	In Progress	Completed	
Guideway	18	2	16	33	3	19	37	54	91
Structures	11	17	21	15	0	11	32	43	75

## CP 1-4 Construction Progress to Completion – Forecast vs. Actual



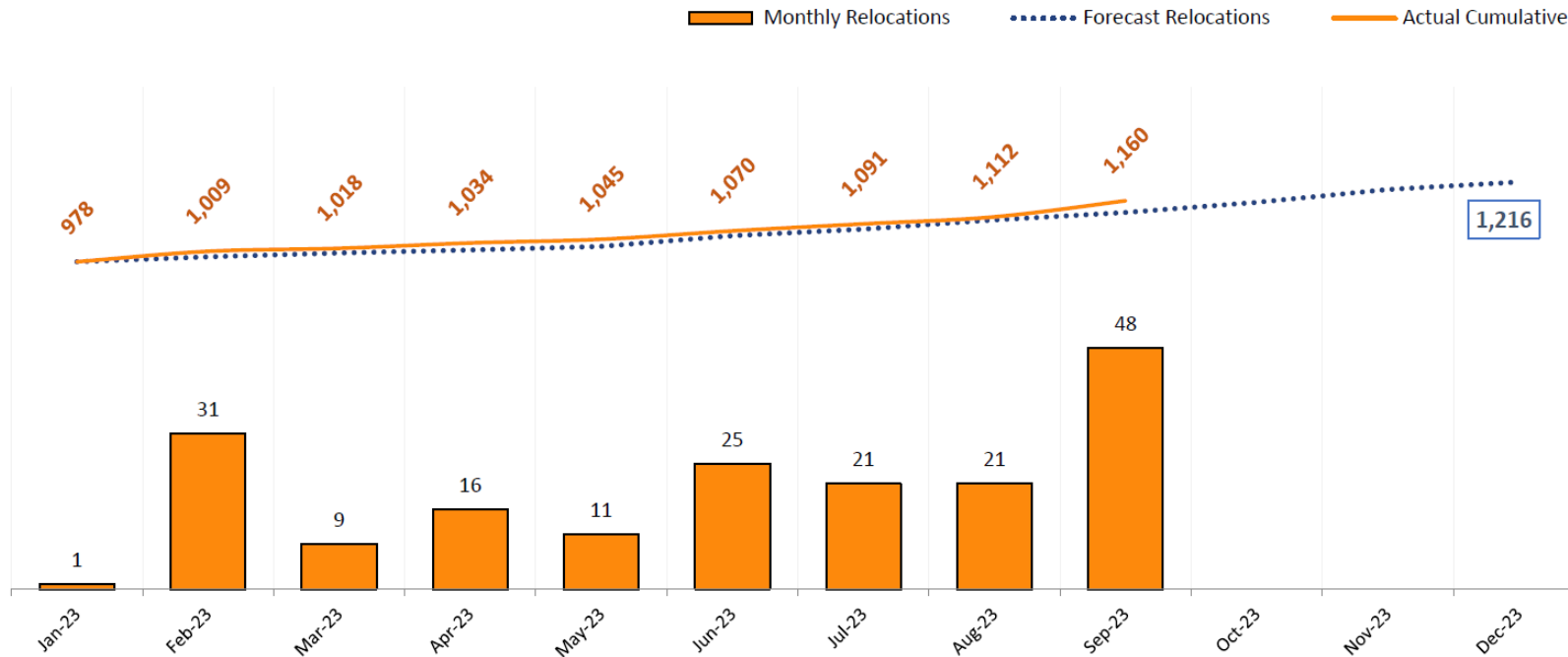


# CP 1-4 – Utility Relocations

## CP 1-4 – Utility Relocation Summary

Construction Package	Total Relocations September 30, 2023	Total Utilities Relocated to Date September 30, 2023	Remaining Utility Relocations September 30, 2023
CP 1	992	547	445
CP 2-3	701	491	210
CP 4	143	122	21
<b>Total</b>	<b>1,836</b>	<b>1,160</b>	<b>676</b>

## CP 1-4 – Utility Relocation Status Summary-Monthly



# CP 1-4 – Utility Relocation Summary

## CP 1-4 – Summary by Utility Type

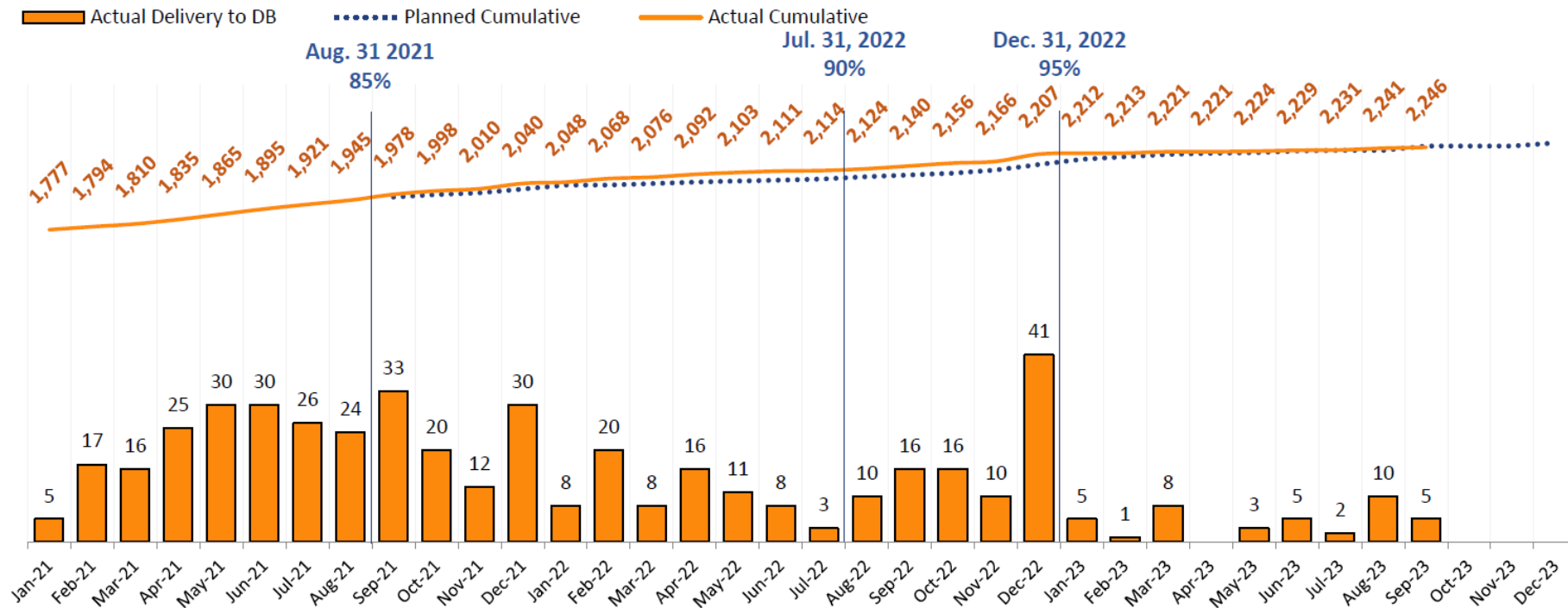
Utility	Status	CP-1	CP-2-3	CP-4	CP 1-4 Total	Percentage
Electric	NOT STARTED	79	102	0	181	27%
	APPROVED TO START	0	0	0	0	0%
	IN PROGRESS	21	32	1	54	8%
	RELOCATED	115	250	61	426	65%
	<b>TOTAL</b>	<b>215</b>	<b>384</b>	<b>62</b>	<b>661</b>	<b>100%</b>
Gas	NOT STARTED	17	10	0	27	22%
	APPROVED TO START	0	0	0	0	0%
	IN PROGRESS	30	0	0	30	24%
	RELOCATED	44	17	7	68	54%
	<b>TOTAL</b>	<b>91</b>	<b>27</b>	<b>7</b>	<b>125</b>	<b>100%</b>
Telecom	NOT STARTED	34	3	0	37	5%
	APPROVED TO START	0	0	0	0	0%
	IN PROGRESS	110	27	0	137	20%
	RELOCATED	271	203	32	506	75%
	<b>TOTAL</b>	<b>415</b>	<b>233</b>	<b>32</b>	<b>680</b>	<b>100%</b>
Wet	NOT STARTED	49	27	0	76	21%
	APPROVED TO START	0	0	0	0	0%
	IN PROGRESS	105	9	20	134	36%
	RELOCATED	117	21	22	160	43%
	<b>TOTAL</b>	<b>271</b>	<b>57</b>	<b>42</b>	<b>370</b>	<b>100%</b>

# CP 1-4 – Real Property/Right-of-Way (ROW)

## CP 1-4 – Right-of-Way (ROW) Summary

Construction Package	Total Needed Parcels September 30, 2023	Total Parcels Delivered to Date September 30, 2023	Remaining Parcels to be Delivered September 30, 2023	Percentage Delivered
CP 1	1,084	1,064	20	98%
CP 2-3	989	959	30	97%
CP 4	223	223	0	100%
<b>Total</b>	<b>2,296</b>	<b>2,246</b>	<b>50</b>	<b>98%</b>

## CP 1-4 – Parcel Delivery to Design-Builder (DB) Summary

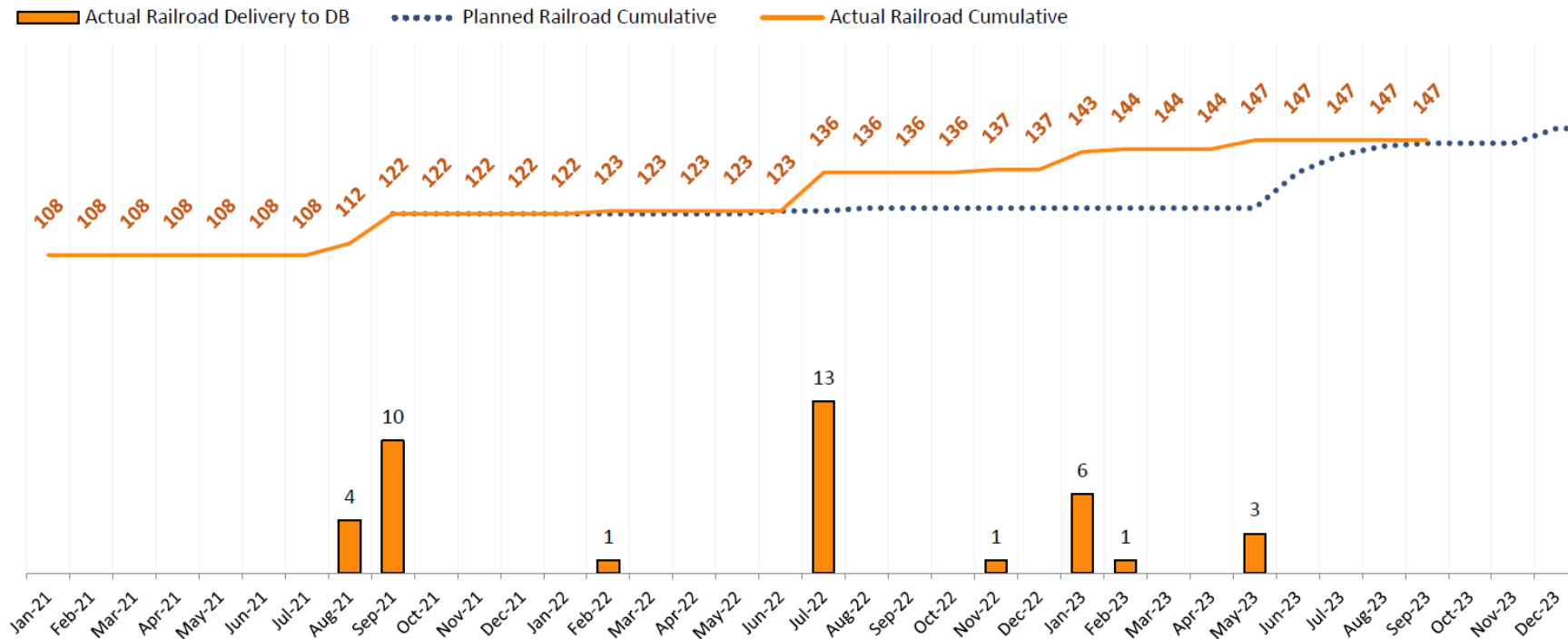


# CP 1-4 – Real Property/Right-of-Way (ROW) Railroad

## CP 1-4 – Right-of-Way (ROW) Railroad Summary

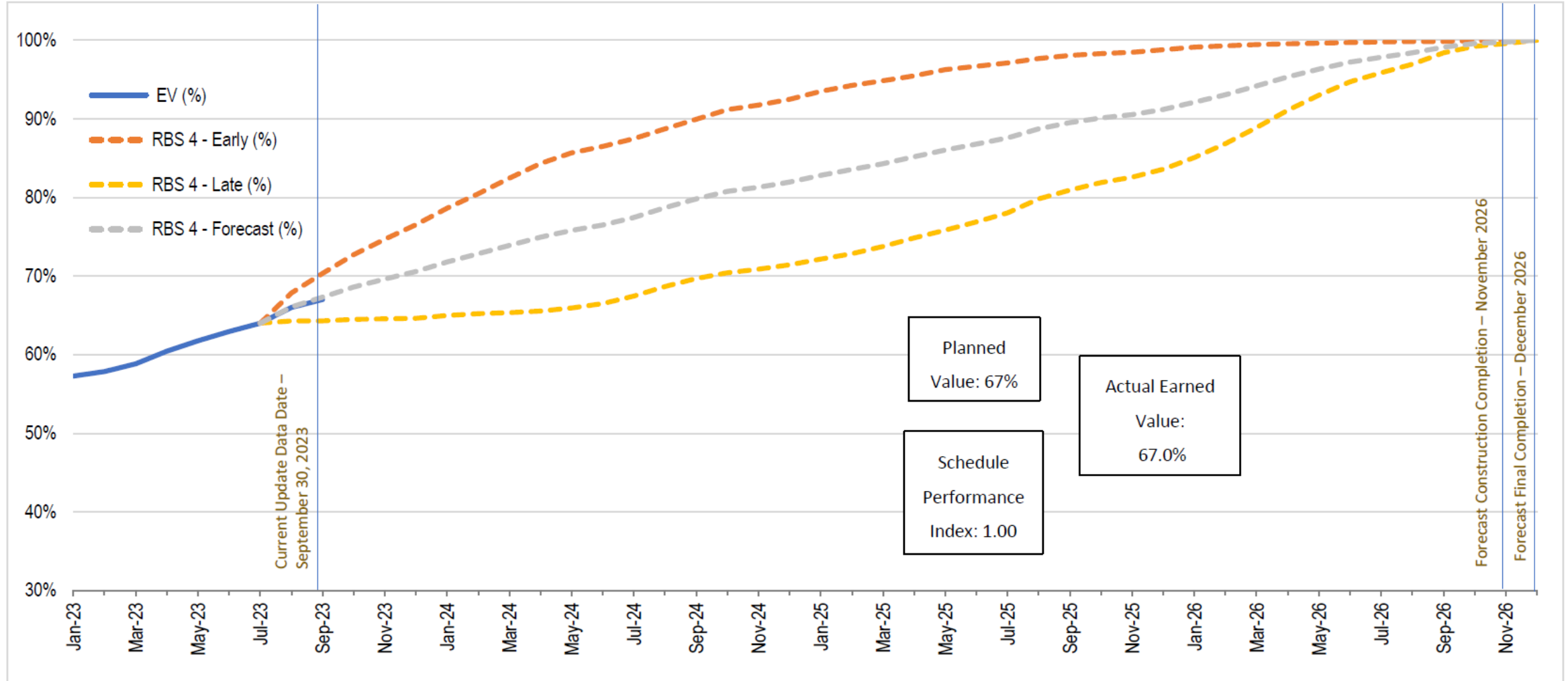
Construction Package	Total Needed Railroad Parcels September 30, 2023	Total Railroad Parcels Delivered to Date September 30, 2023	Remaining Railroad Parcels to be Delivered September 30, 2023
CP 1	84	64	20
CP 2-3	58	54	4
CP 4	29	29	0
<b>Total</b>	<b>171</b>	<b>147</b>	<b>24</b>

## CP 1-4 – Railroad Parcel Delivery to Design-Builder (DB) Summary



# CP 1 – Earned Value

## CP 1 – Earned Value Summary (%)



# CP 4 – Earned Value

## CP 4 – Earned Value Summary (%)

The CP 4 completion forecasts are now primarily dependent on the outcome of one agreement with a third-party. Current forecast of Guideway completion is November 2023 with Substantial Completion before end of year. Given the above,

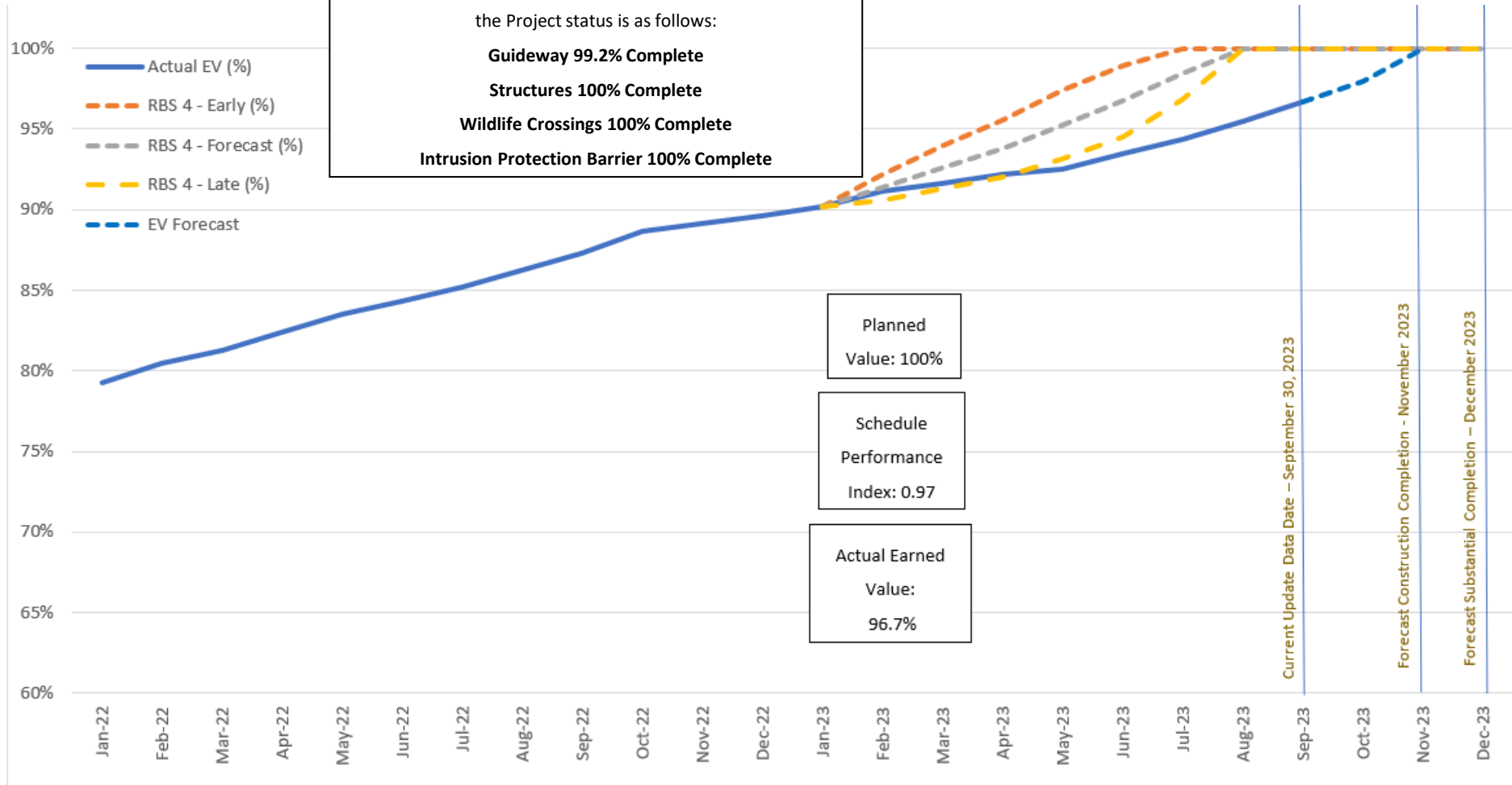
the Project status is as follows:

**Guideway 99.2% Complete**

**Structures 100% Complete**

**Wildlife Crossings 100% Complete**

**Intrusion Protection Barrier 100% Complete**



# Preliminary Numbers for December F&A Report

Look Ahead at Next Month's F&A Report with Preliminary Data (through October 31, 2023)

*Table 1 - Labor Count Number Update*

Construction Packages	Current Month—September 2023 Data	Preliminary—October 2023 Data
Construction Package 1	346	337
Construction Package 2-3	793	869
Construction Package 4	209	227
<b>Totals</b>	<b>1,348</b>	<b>1,433</b>
An increase of 85 workers. CP 2-3, CP 4 saw an increase in number of workers.		

*Table 2 – ROW Delivered Parcel Count Update*

Construction Packages	Current Month—September 2023 Data	Preliminary—October 2023 Data
Construction Package 1	1,064	1,064
Construction Package 2-3	959	971
Construction Package 4	223	223
<b>Totals</b>	<b>2,246</b>	<b>2,258</b>
Delivered 12 parcels in October 2023.		

*Table 3 - Executed Change Order Update*

Construction Packages	Current Month—September 2023 Data	Preliminary—October 2023 Data
Construction Package 1	\$0.3M (3)	\$235.2M (7)
Construction Package 2-3	\$130.0M (8)	\$2.5M (4)
Construction Package 4	\$9.1M (6)	\$20.2M (4)
<b>Totals</b>	<b>\$139.4M (17)</b>	<b>\$257.9M (15)</b>
15 executed Change Orders in October 2023.		

*Table 4 – Utility Relocation Status*

Construction Packages	Current Month—September 2023 Data	Preliminary—October 2023 Data
Construction Package 1	547	563
Construction Package 2-3	491	493
Construction Package 4	122	123
<b>Totals</b>	<b>1,160</b>	<b>1,179</b>
There were 19 Utility Relocations in October 2023.		