



**CALIFORNIA**  
High-Speed Rail Authority

# **CENTRAL VALLEY STATUS REPORT**

**Finance & Audit Committee**

# Executive Summary

- Construction Packages (CP) Design-Build Expenditures

- » July 2024 Expenditures totaled \$77.7M:

- Construction Package 1 Expenditures totaled \$34.3M.
- Construction Package 2-3 Expenditures totaled \$36.0M.
- Construction Package 4 Expenditures totaled \$7.5M.

- Change Orders

- » Executed Change Orders this period – 18 for a total of \$51.7M.

- Risk Contingency

- » Approved Contingency – \$6,103.9M budgeted contract contingency. Contingency balance is \$659.9M as of data date.

- CP Construction Labor

- » July 2024, Average Daily Site Workers (by Week) – 1,547 workers. An increase of 18 workers from the previous period (1,529).

# Executive Summary cont.

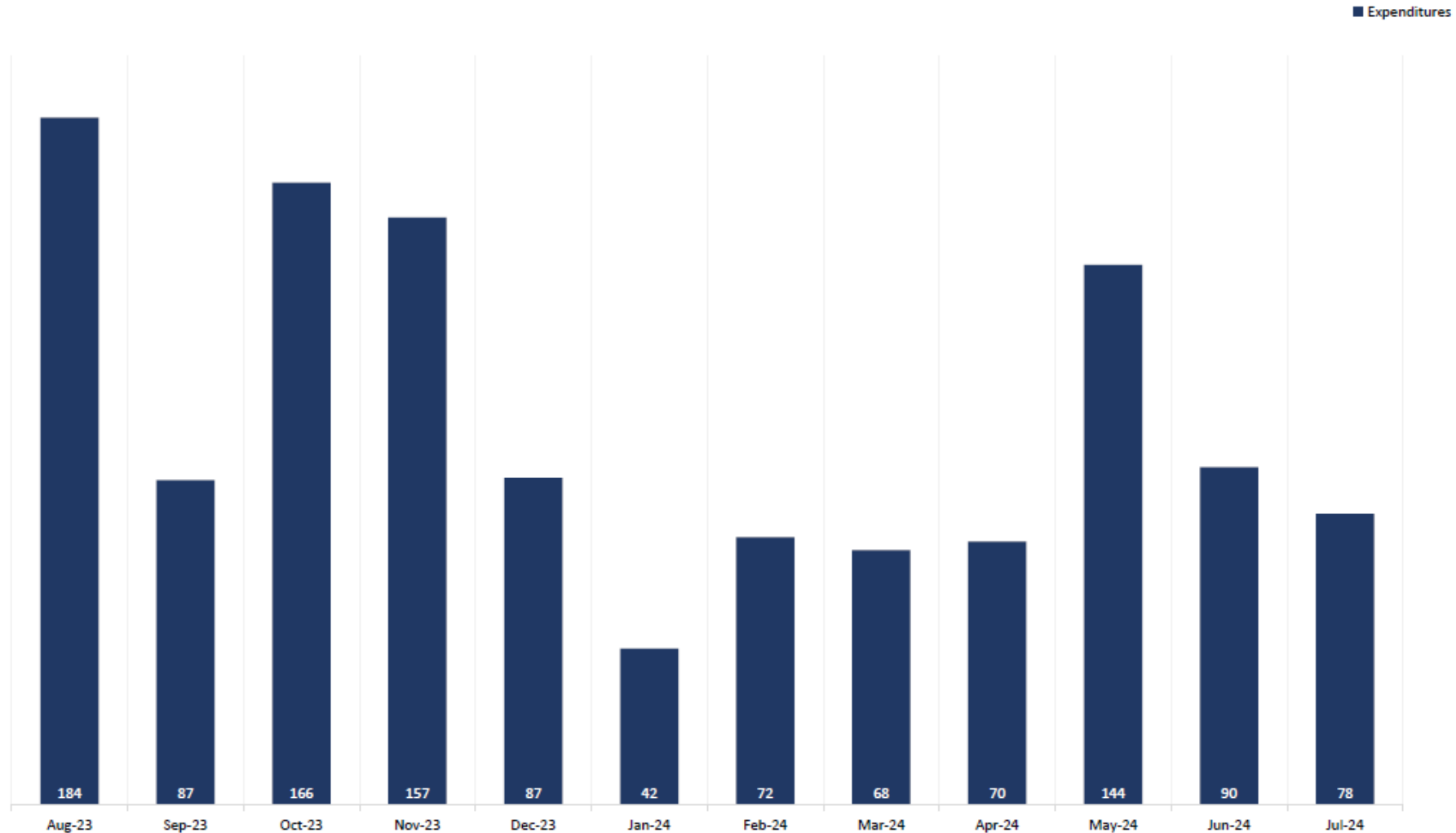
- CP Construction Progress
  - » Structures – 82 underway/construction complete compared to 93 structures total (88%). No change from the previous period.
  - » Guideway – 92 miles underway/construction complete compared to 119 miles total (77%). No change from the previous period.
- Utility Relocations Status
  - » Relocated: 1,395 (76%); In Progress: 214 (12%); Approved to Start: 0 (0%); Not Started: 227 (12%); Total: 1,836. A total of 9 relocated in July 2024. A sequence of activities must be completed to begin utility relocation work. These activities include environmental clearance, executed third-party agreement(s), design approval, construction work plans, pre-construction walkthroughs, acquisition of real property, and/or land right conveyances.
- CP Real Property/Right-of-Way (ROW)
  - » Total Parcels Delivered to Date – 2,265 parcels compared to an estimated 2,290 parcels needed.
  - » Parcels Delivered to Design-Builder (DB) – One parcel from CP 2-3 in July 2024.
  - » Total Railroad Parcels Delivered to Date – 153 parcels delivered compared to an estimated 176 total railroad parcels needed.
  - » Railroad Parcels Delivered to Design-Builder – Zero parcels in July 2024.

# Executive Summary cont.

- Project Development (Environmental Clearance) Schedule – Notice of Determination (NOD)/Record of Decision (ROD)
  - » Palmdale to Burbank – Work through NOD/ROD has been completed. Staff finalizing the Administrative Record.
  - » Los Angeles to Anaheim – Admin Draft Environmental Impact Report/Environmental Impact Statement (EIR/EIS) anticipated to be released by the end of Q3 2024. NOD/ROD anticipated in late 2025.
- Project Development (Post-Record of Decision) Schedule
  - » Merced Extension (Merced to Madera) – Stantec Inc., under Agreement HSR22-02, continues to make progress. For the design purpose, this project is split into four segments. The 30% design for the North Segment was approved on June 28, 2024. The 30% design for the South segment is expected to be approved in September 2024.
  - » Fresno to Bakersfield Locally Generated Alternative (LGA) – The Authority and HNTB Corporation (HNTB) continue to make progress, with configuration footprint expected to be delivered by 11/30/24. The Authority has issued a task order to HNTB for a limited notice to proceed with design advancement to 60% in Segment 1 through Shafter in the section associated with the CRISI Grant.

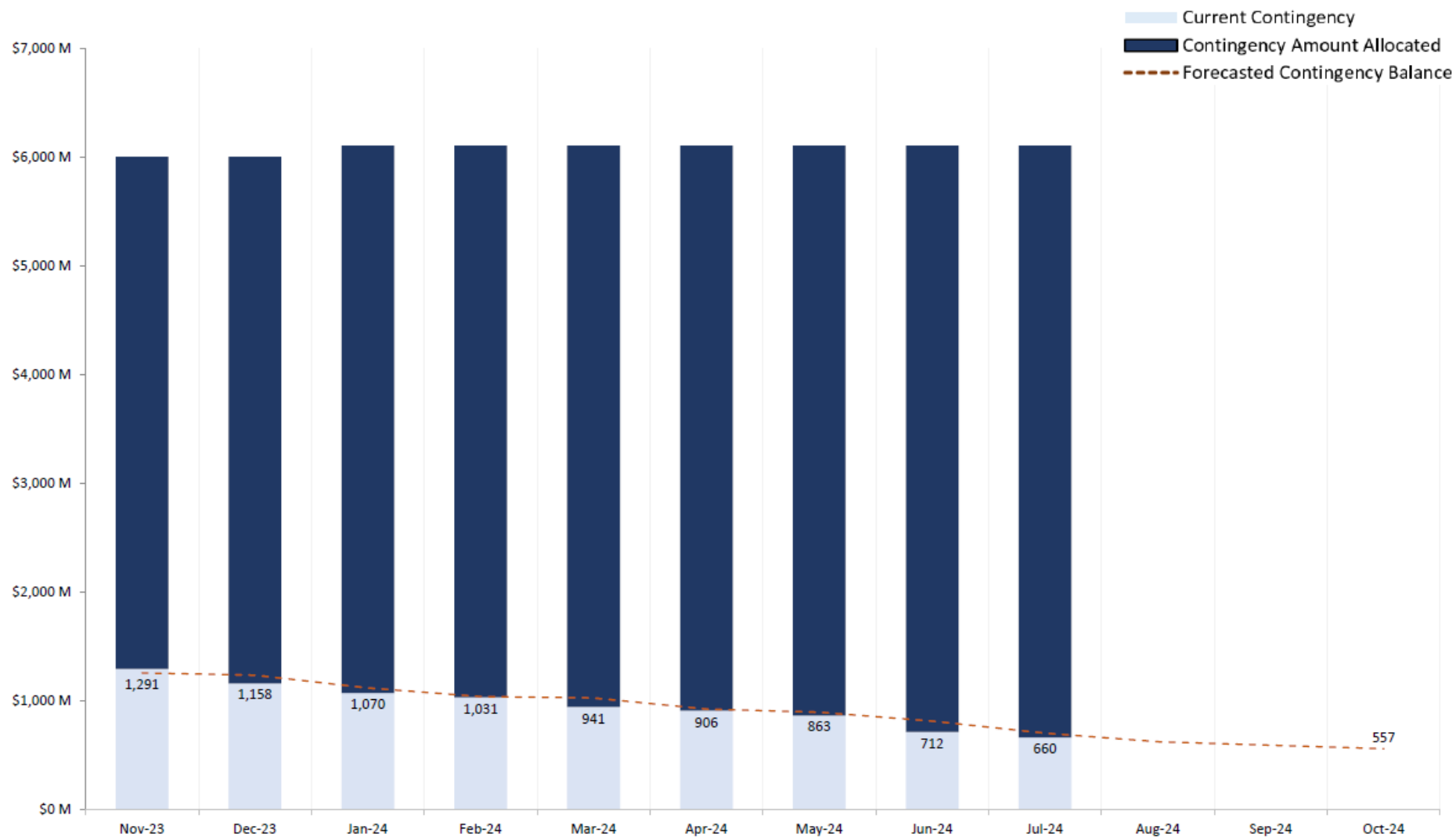
# CP 1-4 – Design-Build Expenditures

CP 1-4 – Monthly Expenditures (\$ Millions)



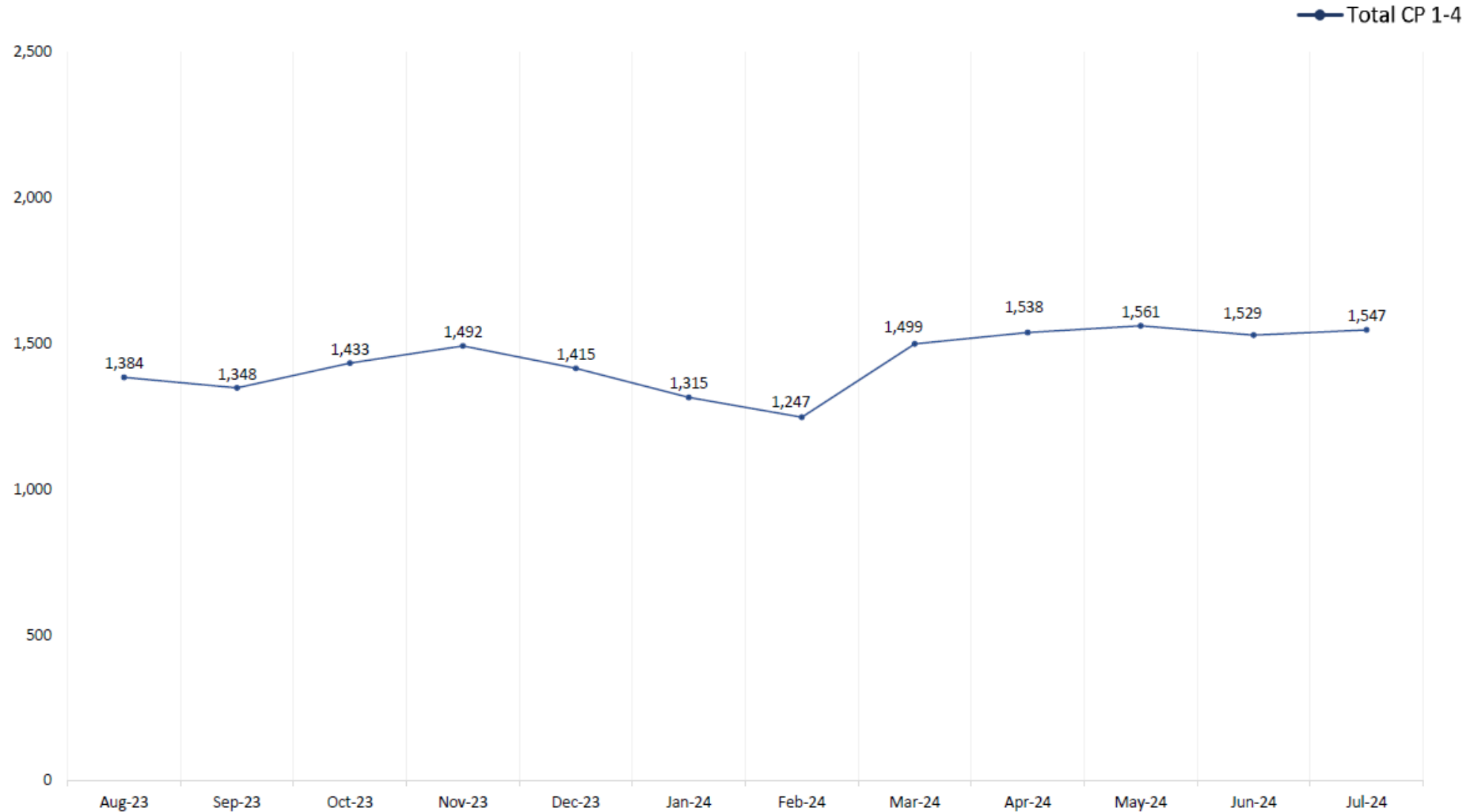
# CP 1-4 – Risk Contingency

CP 1-4 – Risk Contingency Status (\$ Millions)



# CP 1-4 – Construction Labor

CP 1-4 – Monthly Construction Workforce Total – Actual (FTE)

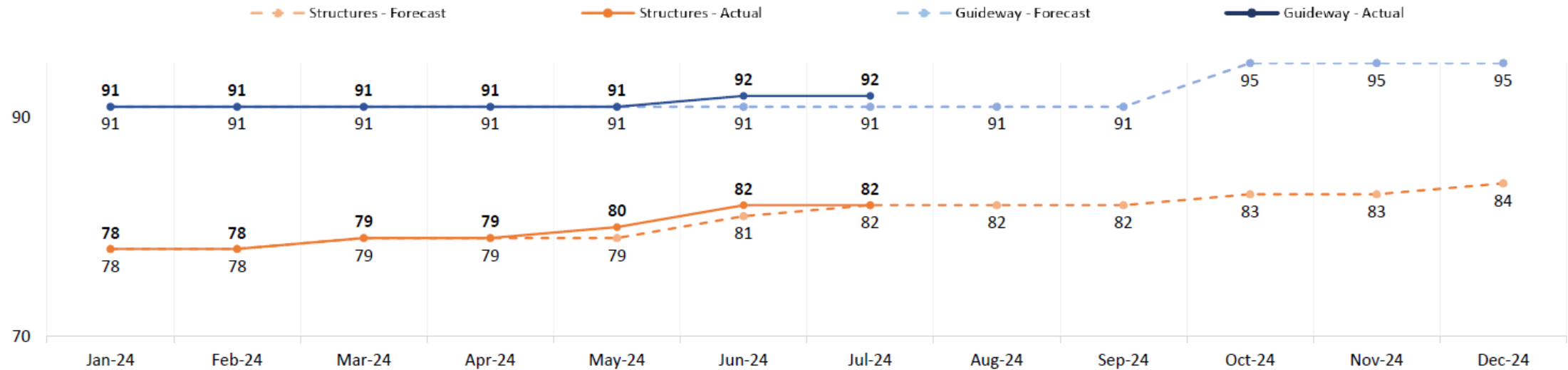


# CP 1-4 – Construction Progress

## CP 1-4 Monthly Construction Status – In Progress vs. Completed

Construction	CP 1		CP 2 3		CP 4		Overall		Total
	In Progress	Completed	In Progress	Completed	In Progress	Completed	In Progress	Completed	
<b>Guideway</b>	18	2	15	35	1	21	34	58	<b>92</b>
<b>Structures</b>	11	18	23	19	0	11	34	48	<b>82</b>

## CP 1-4 Construction Progress to Completion – Forecast vs. Actual





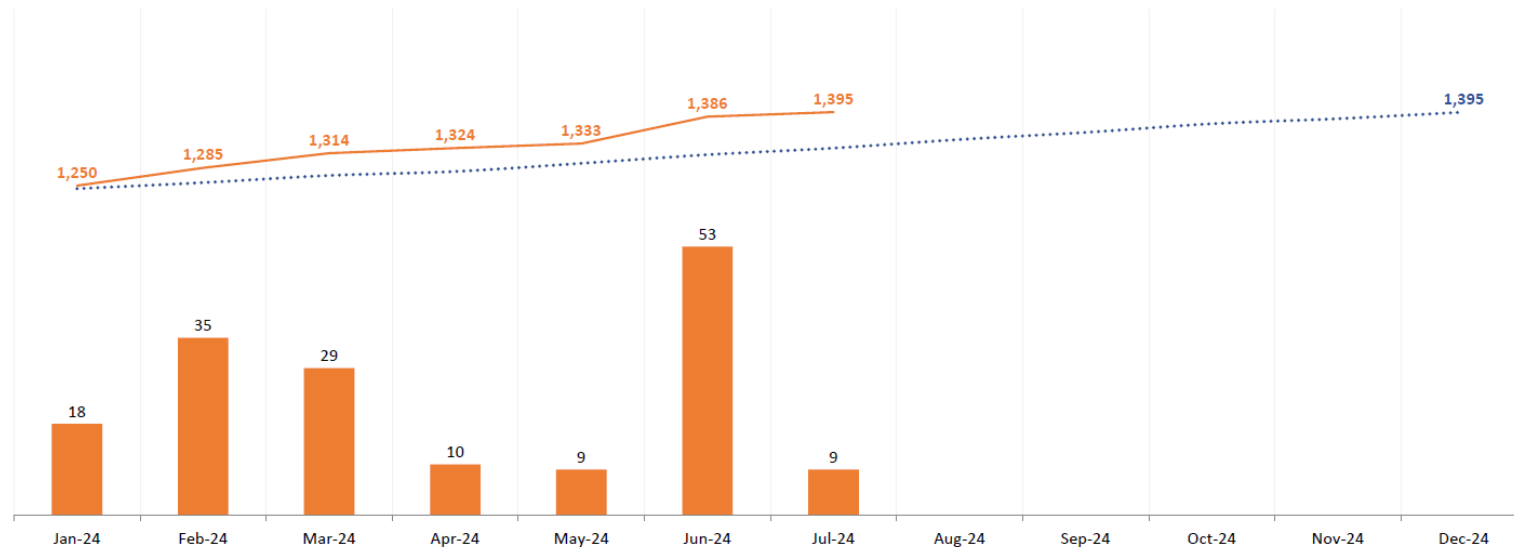
# CP 1-4 – Utility Relocations

## CP 1-4 – Utility Relocation Summary

Construction Package	Total Relocations Jul 31, 2024	Total Utilities Relocated to Date Jul 31, 2024	Remaining Utility Relocations Jul 31, 2024
CP 1	992	704	288
CP 2-3	701	558	143
CP 4	143	133	10
<b>Total</b>	<b>1,836</b>	<b>1,395</b>	<b>441</b>

## CP 1-4 – Utility Relocation Status Summary-Monthly

■ Monthly Relocations    
 ⋯ Planned Cumulative    
 — Actual Cumulative



# CP 1-4 – Utility Relocation Summary

## CP 1-4 – Summary by Utility Type

Utility	Status	CP 1	CP 2-3	CP 4	CP 1 - 4 Total	Percentage
Electric	NOT STARTED	62	70	0	132	20%
	APPROVED TO START	0	0	0	0	0%
	IN PROGRESS	17	25	0	42	6%
	RELOCATED	136	289	62	487	74%
	<b>TOTAL</b>	<b>215</b>	<b>384</b>	<b>62</b>	<b>661</b>	<b>100%</b>
Gas	NOT STARTED	15	9	0	24	19%
	APPROVED TO START	0	0	0	0	0%
	IN PROGRESS	11	0	0	11	9%
	RELOCATED	64	18	7	89	72%
	<b>TOTAL</b>	<b>90</b>	<b>27</b>	<b>7</b>	<b>124</b>	<b>100%</b>
PGE Telecom	NOT STARTED	1	0	0	1	100%
	APPROVED TO START	0	0	0	0	0%
	IN PROGRESS	0	0	0	0	0%
	RELOCATED	0	0	0	0	0%
	<b>TOTAL</b>	<b>1</b>	<b>0</b>	<b>0</b>	<b>1</b>	<b>100%</b>
Telecom	NOT STARTED	25	2	0	27	4%
	APPROVED TO START	0	0	0	0	0%
	IN PROGRESS	55	17	0	72	11%
	RELOCATED	335	214	32	581	85%
	<b>TOTAL</b>	<b>415</b>	<b>233</b>	<b>32</b>	<b>680</b>	<b>100%</b>
Wet	NOT STARTED	30	13	0	43	12%
	APPROVED TO START	0	0	0	0	0%
	IN PROGRESS	72	7	10	89	24%
	RELOCATED	169	37	32	238	64%
	<b>TOTAL</b>	<b>271</b>	<b>57</b>	<b>42</b>	<b>370</b>	<b>100%</b>

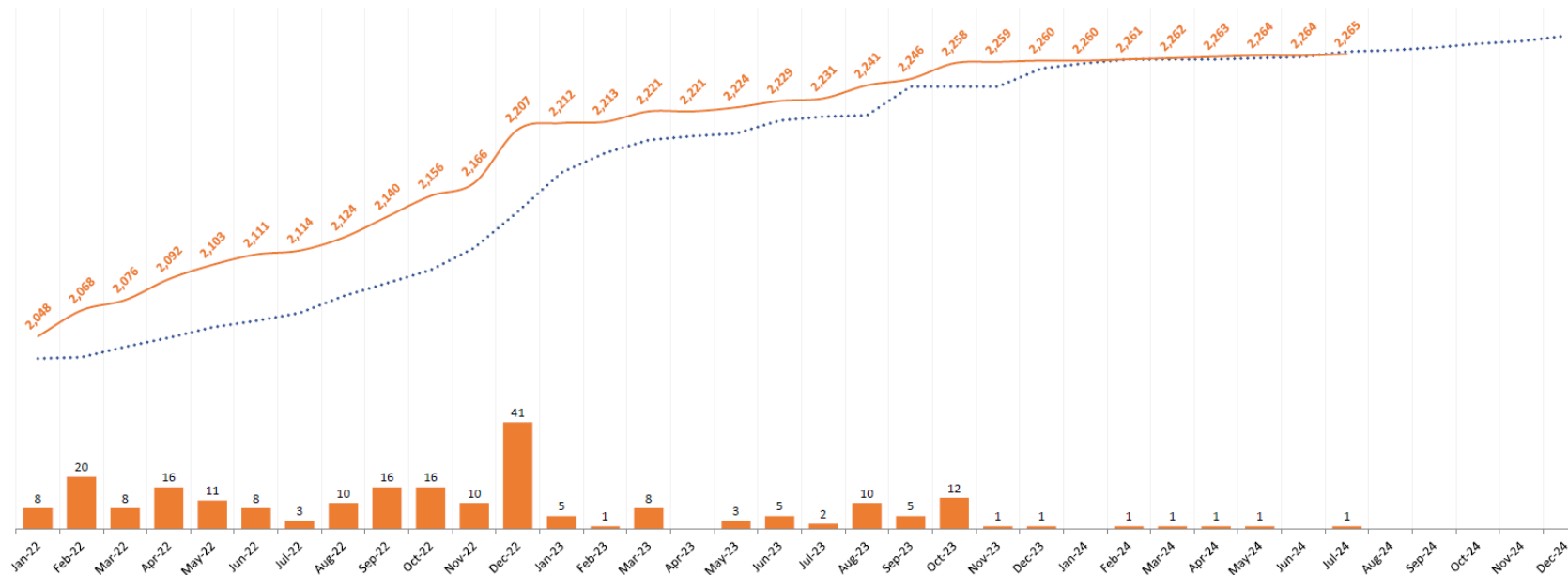
# CP 1-4 – Real Property/Right-of-Way (ROW)

## CP 1-4 – Right-of-Way (ROW) Summary

Construction Package	Total Needed Parcels Jul 31, 2024	Total Parcels Delivered to Date Jul 31, 2024	Remaining Parcels to be Delivered Jul 31, 2024	Percentage Delivered
CP 1	1,079	1,066	13	99%
CP 2-3	988	976	12	99%
CP 4	223	223	0	100%
<b>Total</b>	<b>2,290</b>	<b>2,265</b>	<b>25</b>	<b>99%</b>

## CP 1-4 – Parcel Delivery to Design-Builder (DB) Summary

■ Actual Delivery to DB   
 ⋯ Planned Cumulative   
 — Actual Cumulative

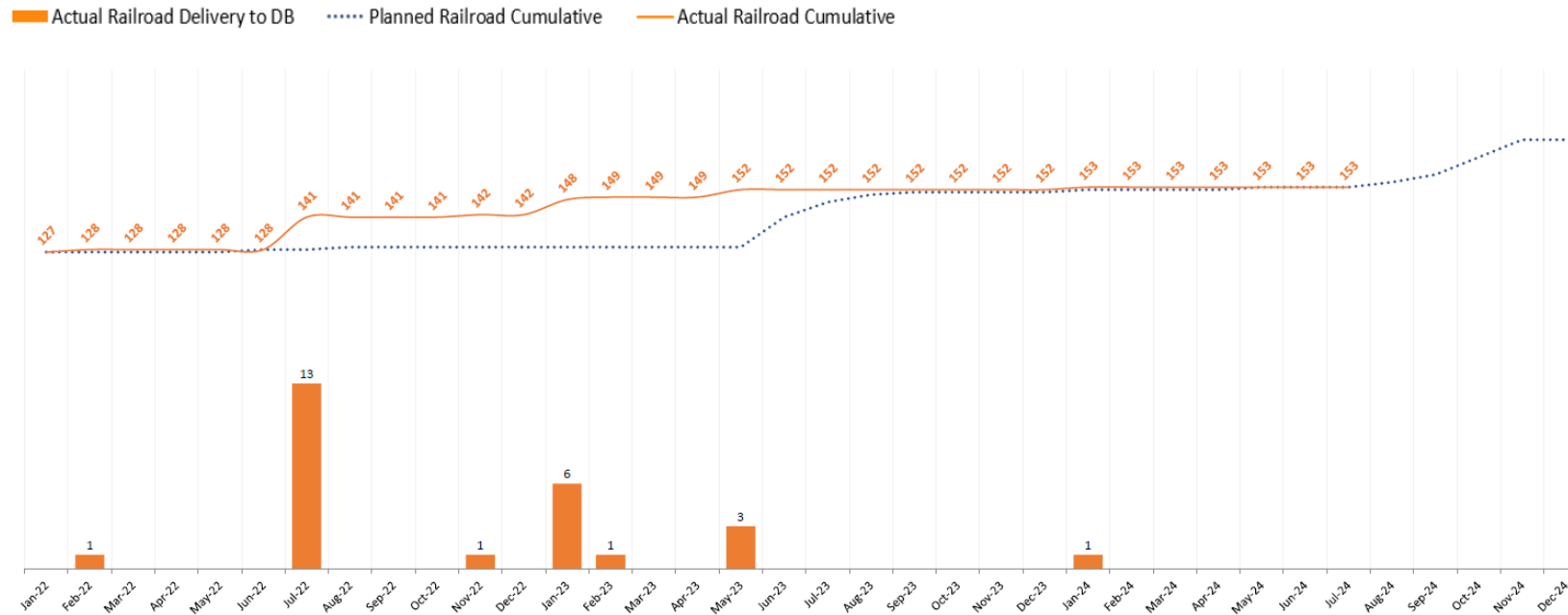


# CP 1-4 – Real Property/Right-of-Way (ROW) Railroad

## CP 1-4 – Right-of-Way (ROW) Railroad Summary

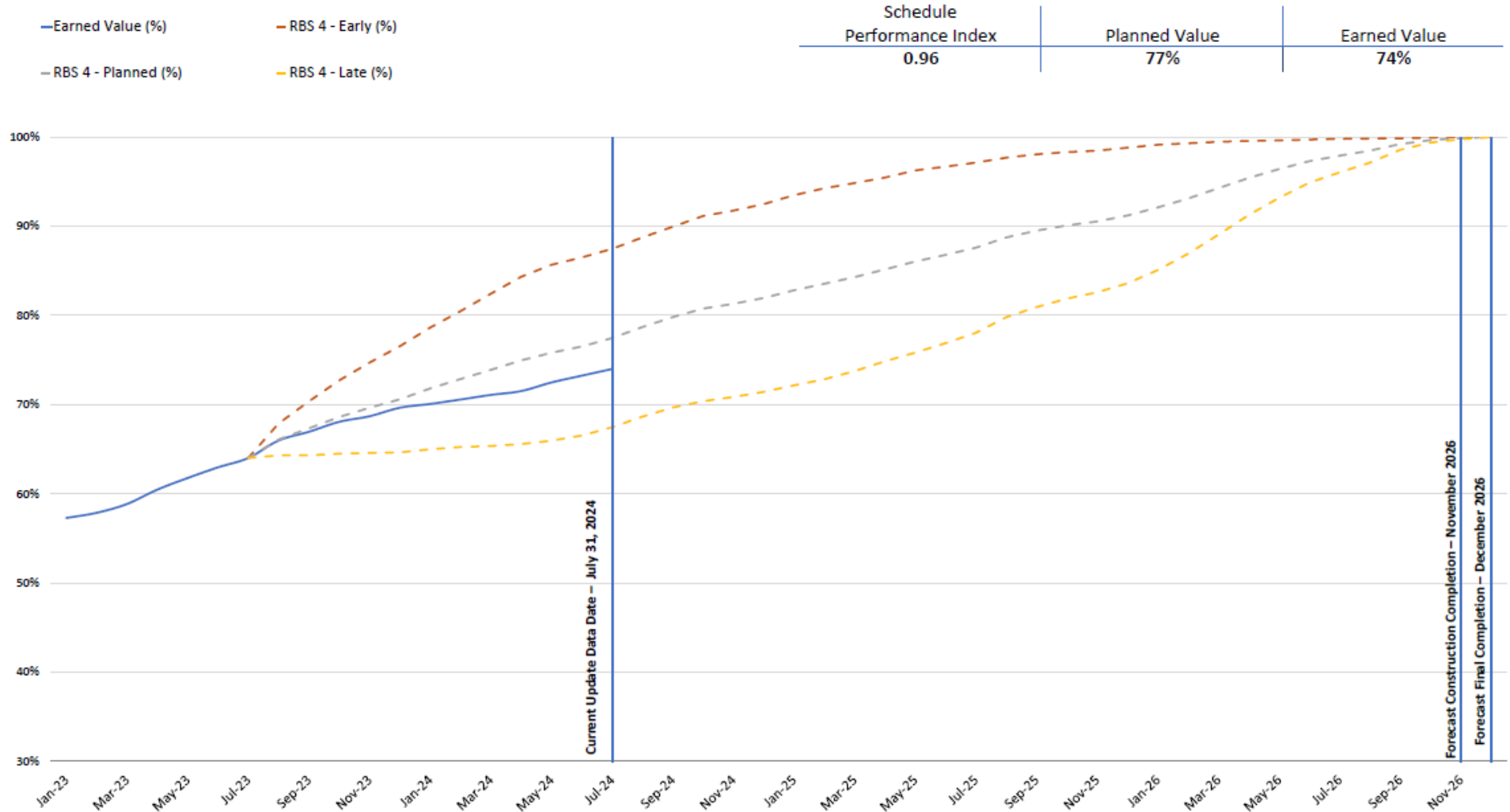
Construction Package	Total Needed Railroad Parcels Jul 31, 2024	Total Railroad Parcels Delivered to Date Jul 31, 2024	Remaining Railroad Parcels to be Delivered Jul 31, 2024
CP 1	89	69	20
CP 2-3	58	55	3
CP 4	29	29	0
<b>Total</b>	<b>176</b>	<b>153</b>	<b>23</b>

## CP 1-4 – Railroad Parcel Delivery to Design-Builder (DB) Summary



# CP 1 – Earned Value

## CP 1 – Earned Value Summary (%)



# Preliminary Numbers for October F&A Report

Look Ahead at Next Month's F&A Report with Preliminary Data (through August 31, 2024)

*Table 1 - Labor Count Number Update*

Construction Packages	Current Month—July 2024 Data	Preliminary—August 2024 Data
Construction Package 1	376	437
Construction Package 2-3	1,113	1,050
Construction Package 4	58	48
<b>Totals</b>	<b>1,547</b>	<b>1,535</b>
A decrease of 12 workers. CP 1 had an increase in workers.		

*Table 2 – ROW Delivered Parcel Count Update*

Construction Packages	Current Month—July 2024 Data	Preliminary—August 2024 Data
Construction Package 1	1,066	1,066
Construction Package 2-3	976	981
Construction Package 4	223	223
<b>Totals</b>	<b>2,265</b>	<b>2,270</b>
Delivered 5 parcels in August 2024.		

*Table 3 - Executed Change Order Update*

Construction Packages	Current Month—July 2024 Data	Preliminary—August 2024 Data
Construction Package 1	\$37.3M (10)	\$15.9M (12)
Construction Package 2-3	\$5.0M (5)	\$2.3M (3)
Construction Package 4	\$9.4M (3)	\$5.6M (4)
<b>Totals</b>	<b>\$51.7M (18)</b>	<b>\$23.7M (19)</b>
19 executed Change Orders in August 2024.		

*Table 4 – Utility Relocation Status*

Construction Packages	Current Month—July 2024 Data	Preliminary—August 2024 Data
Construction Package 1	704	715
Construction Package 2-3	558	564
Construction Package 4	133	133
<b>Totals</b>	<b>1,395</b>	<b>1,412</b>
There were 17 Utility Relocations in August 2024.		