



**CALIFORNIA**  
High-Speed Rail Authority

# **CENTRAL VALLEY STATUS REPORT**

**Finance & Audit Committee**

# Executive Summary

- Construction Packages (CP) Design-Build Expenditures

- » October 2024 Expenditures totaled \$89.8M:

- Construction Package 1 Expenditures totaled \$33.0M.
- Construction Package 2-3 Expenditures totaled \$42.0M.
- Construction Package 4 Expenditures totaled \$14.8M.

- Change Orders

- » Executed Change Orders this period – 2 for a total of \$1.2M.

- Risk Contingency

- » Program Contingency Remaining is 10.0%.

- CP Construction Labor

- » October 2024, Average Daily Site Workers (by week) – 1,595 workers. A decrease of 93 workers from the previous period (1,688).

# Executive Summary cont.

- CP Construction Progress
  - » Structures – 85 underway/construction complete compared to 93 structures total (91%). One structure started and one structure completed in October 2024.
  - » Guideway – 95 miles underway/construction complete compared to 119 miles total (80%). One mile started in October 2024.
- Utility Relocations Status
  - » Relocated: 1,485 (81%); In Progress: 164 (9%); Approved to Start: 0 (0%); Not Started: 187 (10%); Total: 1,836. A total of 34 relocated in October 2024. A sequence of activities must be completed to begin utility relocation work. These activities include environmental clearance, executed third-party agreement(s), design approval, construction work plans, pre-construction walkthroughs, acquisition of real property, and/or land right conveyances.
- CP Real Property/Right-of-Way (ROW)
  - » Total Parcels Delivered to Date – 2,271 parcels compared to an estimated 2,288 parcels needed.
  - » Parcels Delivered to Design-Builder (DB) – One parcel from CP 1 in October 2024.
  - » Total Railroad Parcels Delivered to Date – 153 parcels delivered compared to an estimated 176 total railroad parcels needed.
  - » Railroad Parcels Delivered to Design-Builder – Zero parcels in October 2024.

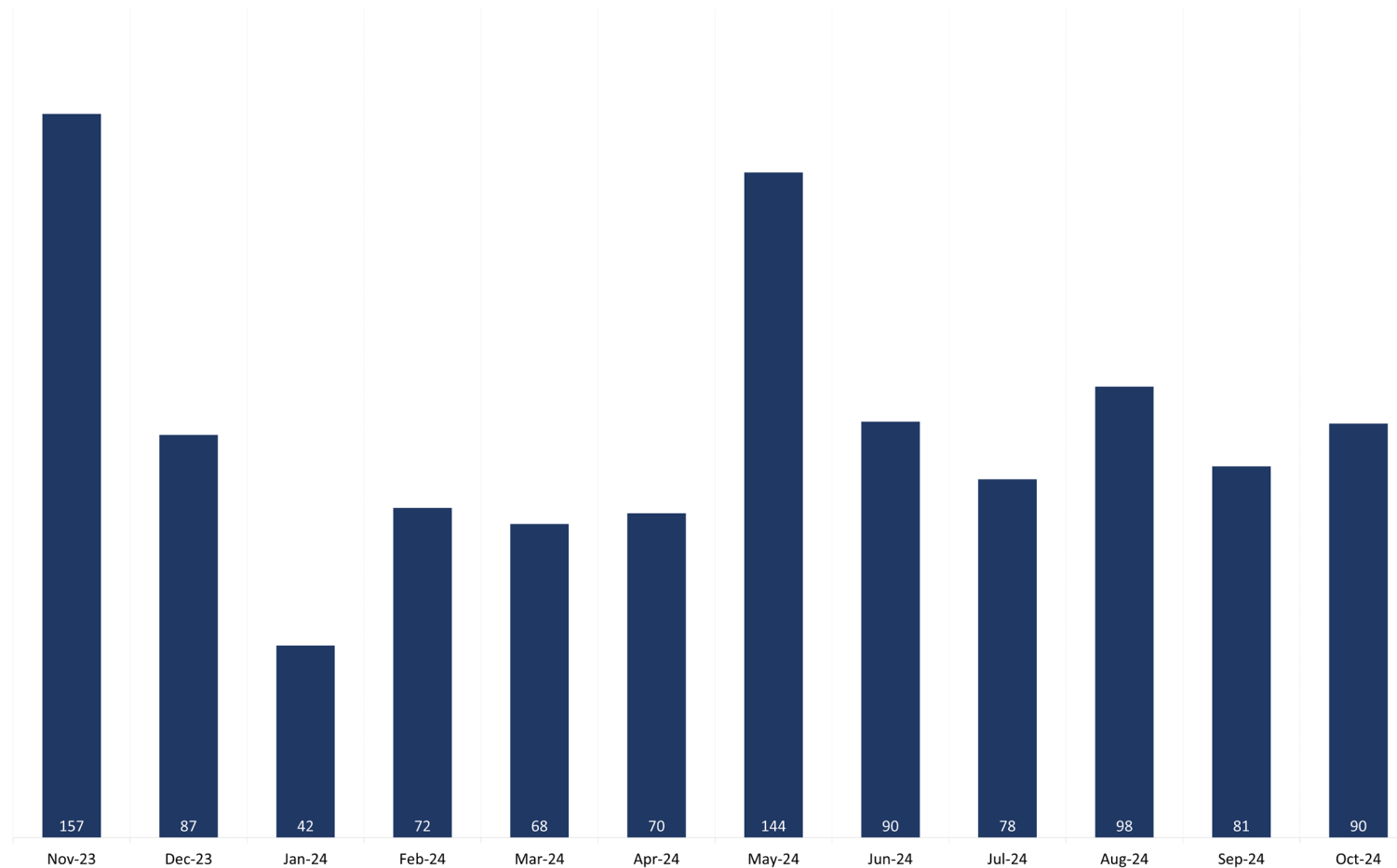


# Executive Summary cont.

- Project Development (Environmental Clearance) Schedule – Notice of Determination (NOD)/Record of Decision (ROD)
  - » Palmdale to Burbank – Work through NOD/ROD has been completed. Staff finalizing the Administrative Record.
  - » Los Angeles to Anaheim – Admin Draft Environmental Impact Report/Environmental Impact Statement (EIR/EIS) anticipated to be released in January 2025. NOD/ROD anticipated in late December 2025.
- Project Development (Post-Record of Decision) Schedule
  - » Merced Extension (Merced to Madera) – Stantec Inc., under Agreement HSR22-02, continues to make progress. For the design purpose, this project is split into four segments. The 30% design for the North Segment was approved on June 28, 2024.
  - » Fresno to Bakersfield Locally Generated Alternative (LGA) – The Authority and HNTB Corporation (HNTB) continue to make progress, with configuration footprint expected to be delivered by November 30, 2024. The Authority has issued a task order to HNTB for a limited notice to proceed with design advancement to 60% in Segment 1 through Shafter in the section associated with the CRISI Grant.

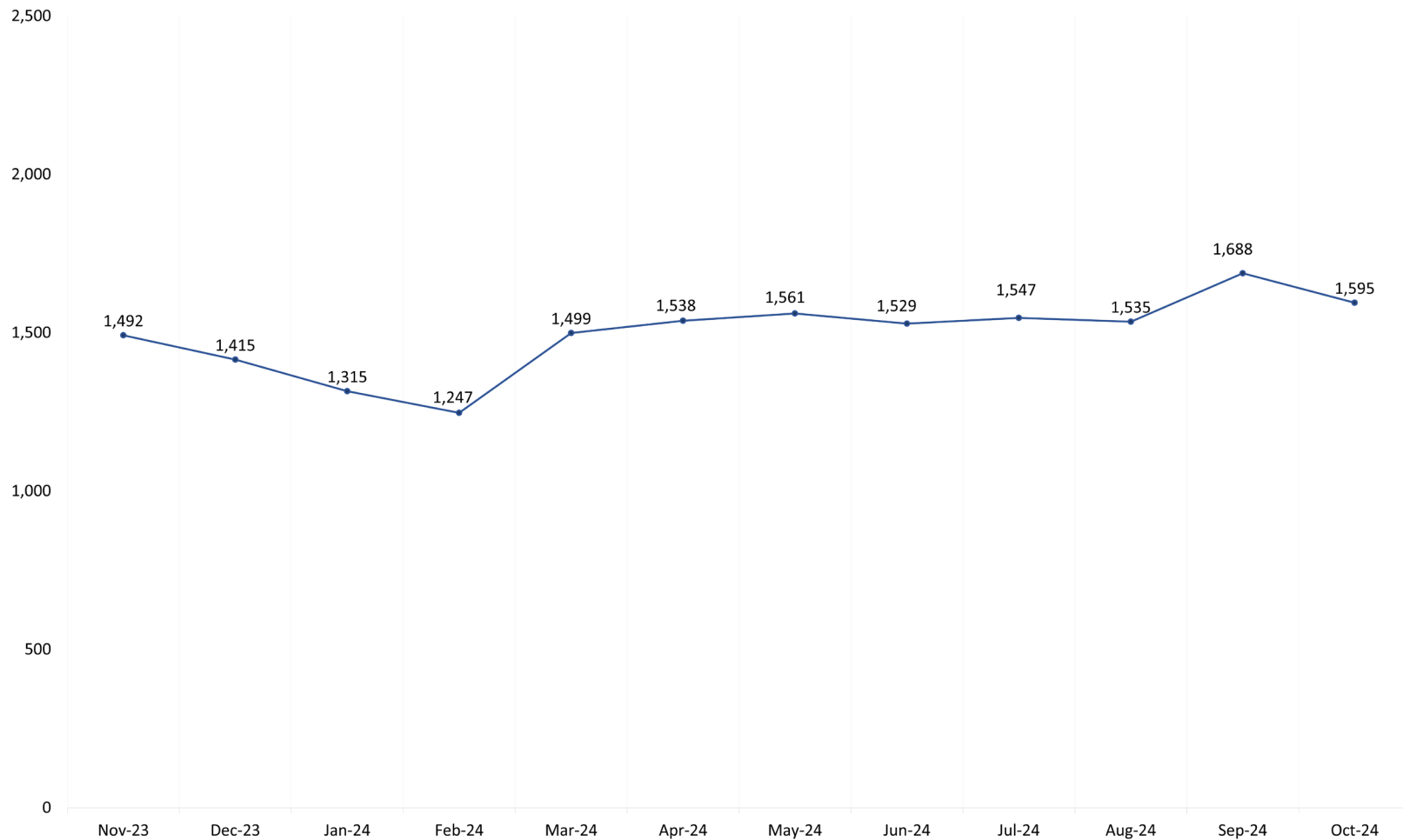
# CP 1-4 – Design-Build Expenditures

CP 1-4 – Monthly Expenditures (\$ Millions)



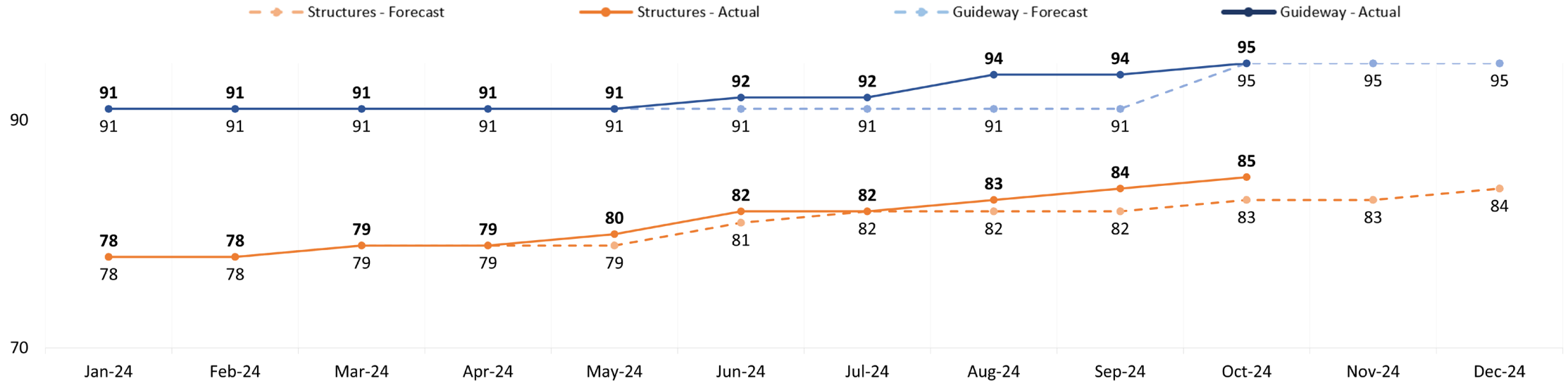
# CP 1-4 – Construction Labor

CP 1-4 – Monthly Construction Workforce Total – Actual (FTE)



# CP 1-4 – Construction Progress

## CP 1-4 Construction Progress to Completion – Forecast vs. Actual



## CP 1-4 Monthly Construction Status – Underway vs. Completed

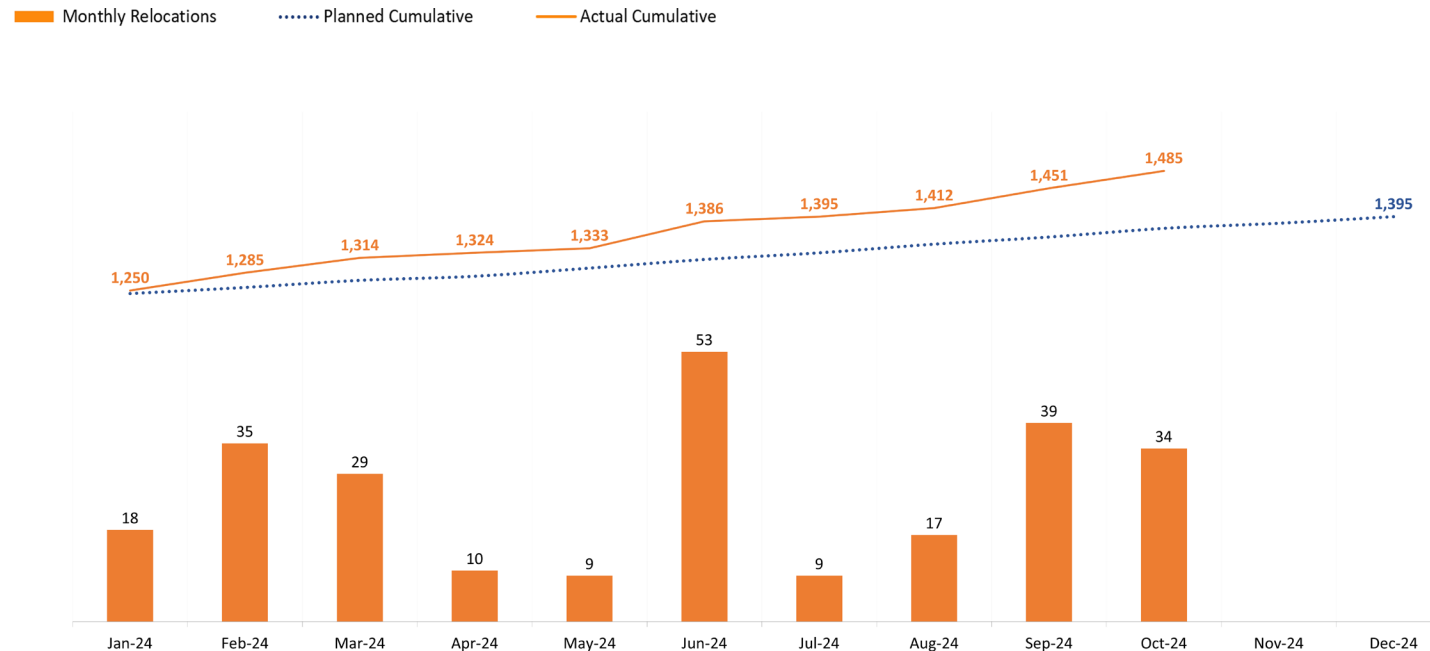
Construction	CP 1		CP 2 3		CP 4		Overall		Underway/Completed Total	Contract Completion Total
	Underway	Completed	Underway	Completed	Underway	Completed	Underway	Completed		
<b>Guideway</b>	18	2	16	37	1	21	35	60	<b>95</b>	<b>119</b>
<b>Structures</b>	11	18	24	21	0	11	35	50	<b>85</b>	<b>93</b>

# CP 1-4 – Utility Relocations

## CP 1-4 – Utility Relocation Summary

Construction Package	Total Relocations Oct 31, 2024	Total Utilities Relocated to Date Oct 31, 2024	Remaining Utility Relocations Oct 31, 2024
CP 1	992	775	217
CP 2-3	701	577	124
CP 4	143	133	10
<b>Total</b>	<b>1,836</b>	<b>1,485</b>	<b>351</b>

## CP 1-4 – Utility Relocation Status Summary-Monthly





# CP 1-4 – Utility Relocation Summary

## CP 1-4 – Summary by Utility Type

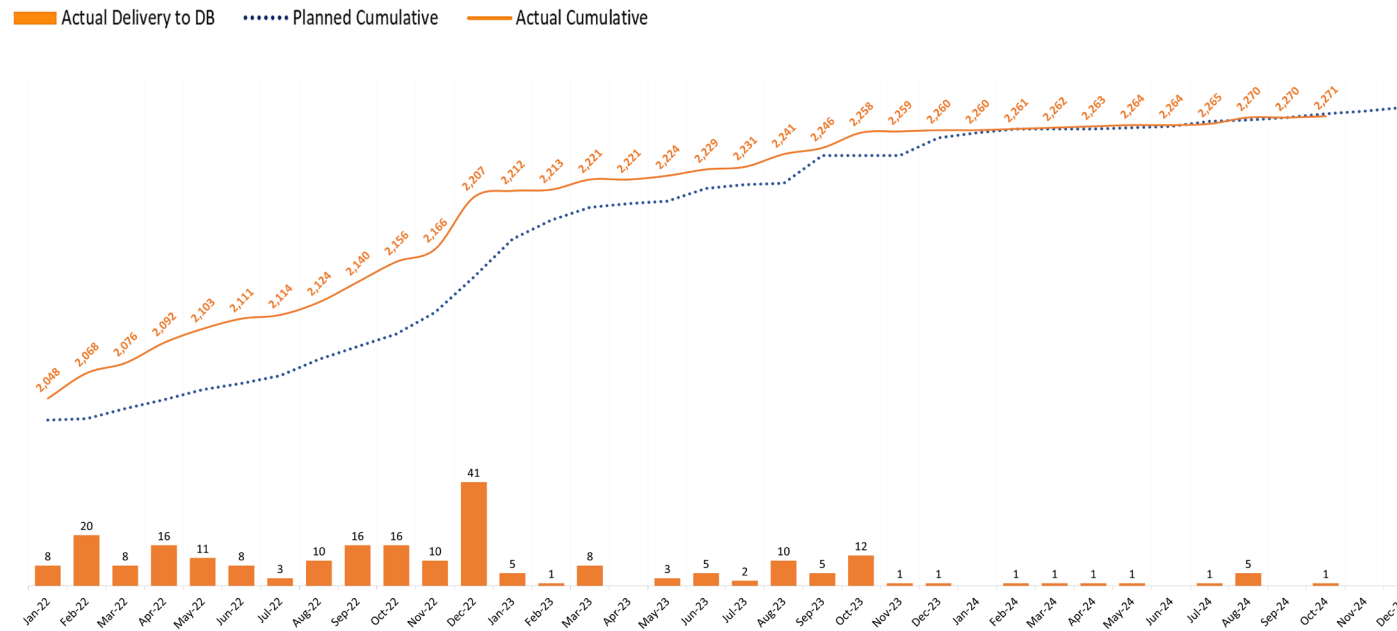
Utility	Status	CP 1	CP 2-3	CP 4	CP 1 - 4 Total	Percentage
Electric	NOT STARTED	49	58	0	107	16%
	APPROVED TO START	0	0	0	0	0%
	IN PROGRESS	22	20	0	42	6%
	RELOCATED	144	306	62	512	78%
	<b>TOTAL</b>	<b>215</b>	<b>384</b>	<b>62</b>	<b>661</b>	<b>100%</b>
Gas	NOT STARTED	15	5	0	20	16%
	APPROVED TO START	0	0	0	0	0%
	IN PROGRESS	11	3	0	14	11%
	RELOCATED	64	19	7	90	73%
	<b>TOTAL</b>	<b>90</b>	<b>27</b>	<b>7</b>	<b>124</b>	<b>100%</b>
PGE Telecom	NOT STARTED	1	0	0	1	100%
	APPROVED TO START	0	0	0	0	0%
	IN PROGRESS	0	0	0	0	0%
	RELOCATED	0	0	0	0	0%
	<b>TOTAL</b>	<b>1</b>	<b>0</b>	<b>0</b>	<b>1</b>	<b>100%</b>
Telecom	NOT STARTED	25	3	0	28	4%
	APPROVED TO START	0	0	0	0	0%
	IN PROGRESS	9	16	0	25	4%
	RELOCATED	381	214	32	627	92%
	<b>TOTAL</b>	<b>415</b>	<b>233</b>	<b>32</b>	<b>680</b>	<b>100%</b>
Wet	NOT STARTED	23	8	0	31	8%
	APPROVED TO START	0	0	0	0	0%
	IN PROGRESS	62	11	10	83	23%
	RELOCATED	186	38	32	256	69%
	<b>TOTAL</b>	<b>271</b>	<b>57</b>	<b>42</b>	<b>370</b>	<b>100%</b>

# CP 1-4 – Real Property/Right-of-Way (ROW)

## CP 1-4 – Right-of-Way (ROW) Summary

Construction Package	Total Needed Parcels Oct 31, 2024	Total Parcels Delivered to Date Oct 31, 2024	Remaining Parcels to be Delivered Oct 31, 2024	Percentage Delivered
CP 1	1,077	1,067	10	99%
CP 2-3	988	981	7	99%
CP 4	223	223	0	100%
<b>Total</b>	<b>2,288</b>	<b>2,271</b>	<b>17</b>	<b>99%</b>

## CP 1-4 – Parcel Delivery to Design-Builder (DB) Summary

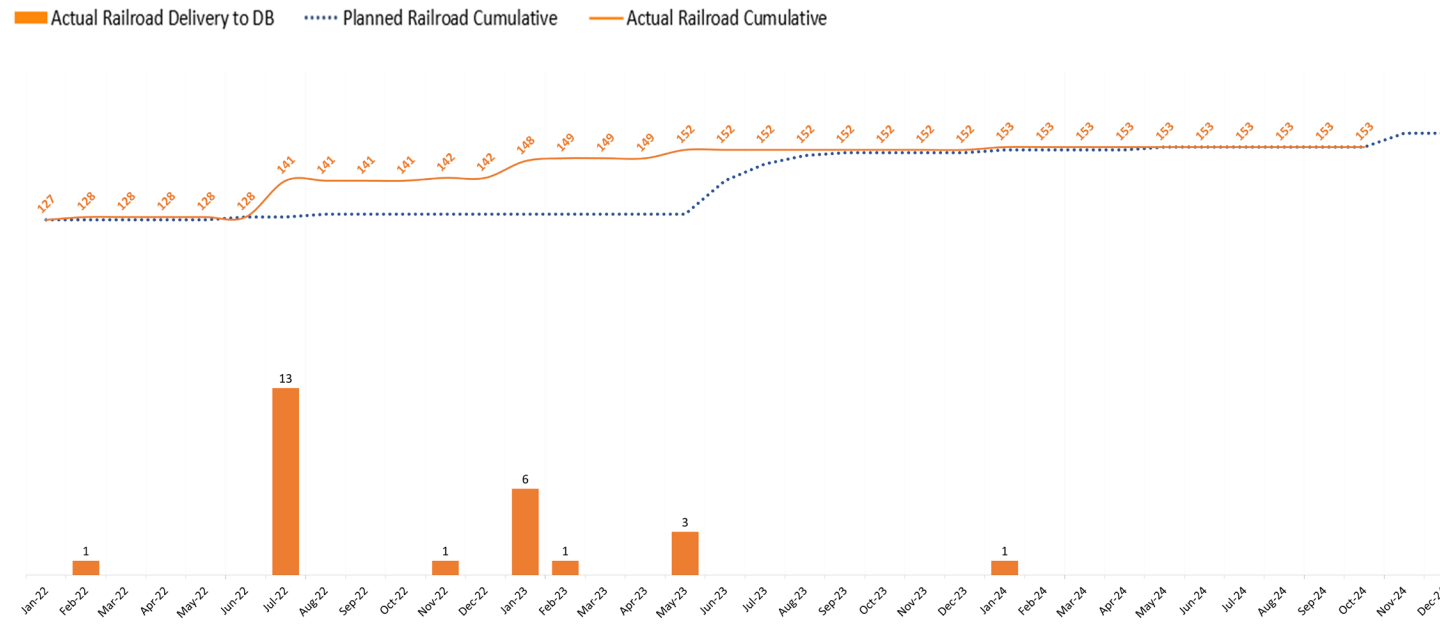


# CP 1-4 – Real Property/Right-of-Way (ROW) Railroad

## CP 1-4 – Right-of-Way (ROW) Railroad Summary

Construction Package	Total Needed Railroad Parcels Oct 31, 2024	Total Railroad Parcels Delivered to Date Oct 31, 2024	Remaining Railroad Parcels to be Delivered Oct 31, 2024
CP 1	89	69	20
CP 2-3	58	55	3
CP 4	29	29	0
<b>Total</b>	<b>176</b>	<b>153</b>	<b>23</b>

## CP 1-4 – Railroad Parcel Delivery to Design-Builder (DB) Summary



# CP 1 – Earned Value

## CP 1 – Earned Value Summary (%)

