



CALIFORNIA
High-Speed Rail Authority

CENTRAL VALLEY STATUS REPORT

Finance & Audit Committee

Executive Summary

- Construction Packages (CP) Design-Build Expenditures

- » February 2025 Expenditures totaled \$37.6M:

- Construction Package 1 – Expenditures totaled \$18.4M.
- Construction Package 2-3 – Expenditures totaled \$19.2M.
- Construction Package 4 – Expenditures totaled \$0.0M.

- Change Orders

- » Executed Change Orders this period – 9 for a total of \$20.5M.

- Risk Contingency

- » The budgeted Contingency Remaining for Construction Packages 1, 2-3, and 4 is 9.5%.

- CP Construction Labor

- » February 2025, Average Daily Site Workers (by week) – 1,501 workers. An increase of 160 workers from the previous period (1,341).

Executive Summary cont.

- CP Construction Progress
 - » Structures – 84 underway/construction complete compared to 92 structures total (91%). No change from the previous period.
 - » Guideway – 96 miles underway/construction complete compared to 119 miles total (81%). No change from the previous period.
- Utility Relocations Status
 - » Relocated: 1,541 (84%); In Progress: 113 (6%); Approved to Start: 0 (0%); Not Started: 172 (10%); Total: 1,826. A total of 12 utilities relocated in February 2025. A sequence of activities must be completed to begin utility relocation work. These activities include environmental clearance, executed third-party agreement(s), design approval, construction work plans, pre-construction walkthroughs, acquisition of real property, and/or land right conveyances.
- CP Real Property/Right-of-Way (ROW)
 - » Total Parcels Delivered to Date – 2,273 parcels compared to an estimated 2,294 parcels needed.
 - » Parcels Delivered to Design-Builder (DB) – Zero parcels in February 2025.
 - » Total Railroad Parcels Delivered to Date – 154 parcels delivered compared to an estimated 176 total railroad parcels needed.
 - » Railroad Parcels Delivered to Design-Builder – Zero parcels in February 2025.



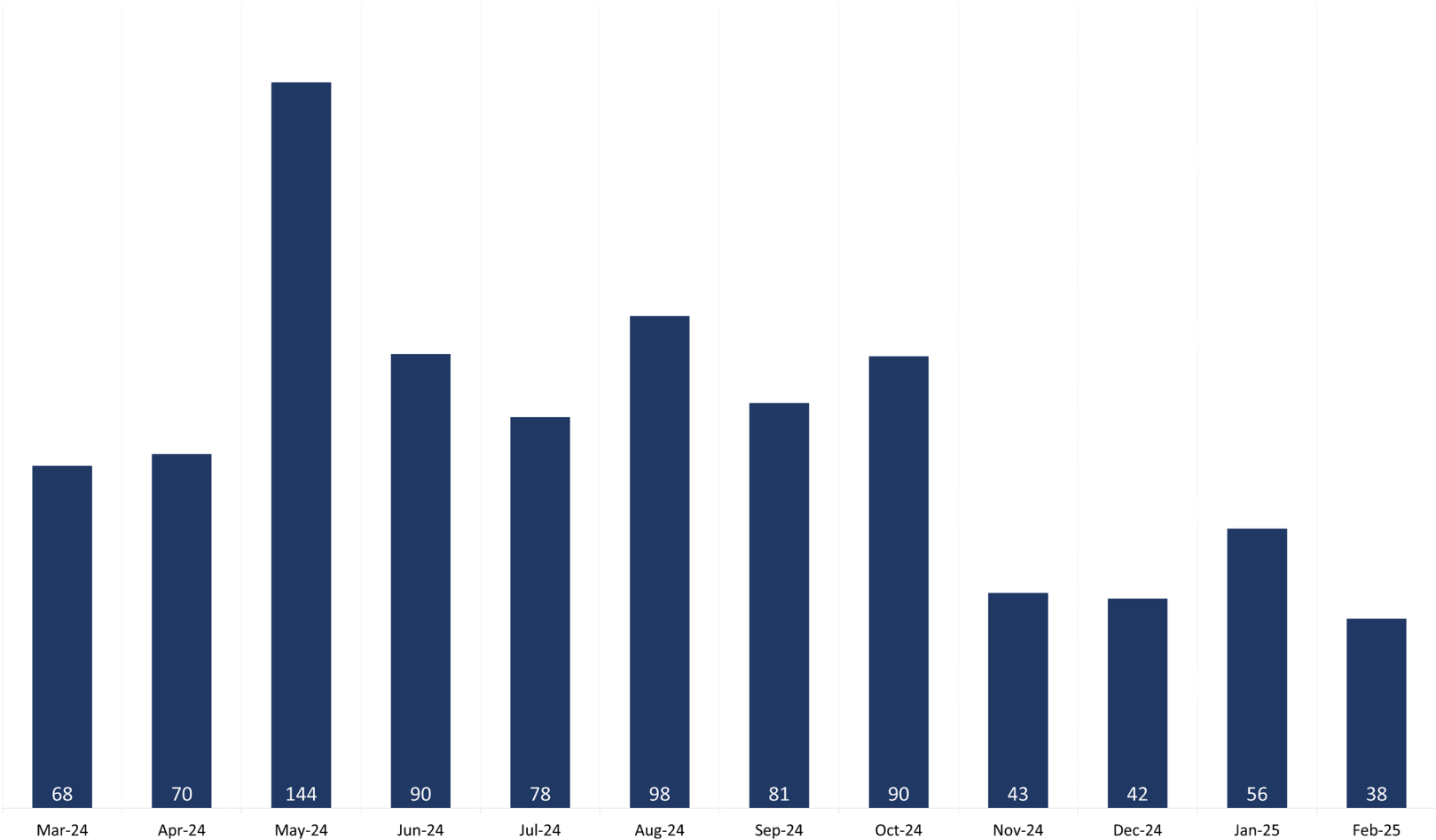
Executive Summary cont.

- Project Development (Environmental Clearance) Schedule – Notice of Determination (NOD)/Record of Decision (ROD)
 - » Palmdale to Burbank – Work through NOD/ROD has been completed. Staff finalizing the Administrative Record.
 - » Los Angeles to Anaheim – Admin Draft Environmental Impact Report/Environmental Impact Statement (EIR/EIS) was released on February 7, 2025. NOD/ROD anticipated in late December 2025.
- Project Development (Post-Record of Decision) Schedule
 - » Merced Extension (Merced to Madera) – Stantec Inc., under Agreement HSR22-02, continues to make progress. For the design purpose, this project is split into four segments. The 30% design for the North Segment was approved on June 28, 2024. The 30% design for the Merced segment was delivered on December 6, 2024; and is expected to be approved in March 2025. The 30% revised design for the South Segment was delivered on January 17, 2025; and is expected to be approved in March 2025.
 - » Fresno to Bakersfield Locally Generated Alternative (LGA) – The Authority and HNTB Corporation (HNTB) continue to make progress. Configuration footprint has been submitted by HNTB and is under review by the Authority. The Authority has issued a task order to HNTB for a limited notice to proceed with design advancement to 60% in Segment 1 through Shafter in the section associated with the CRISI Grant.



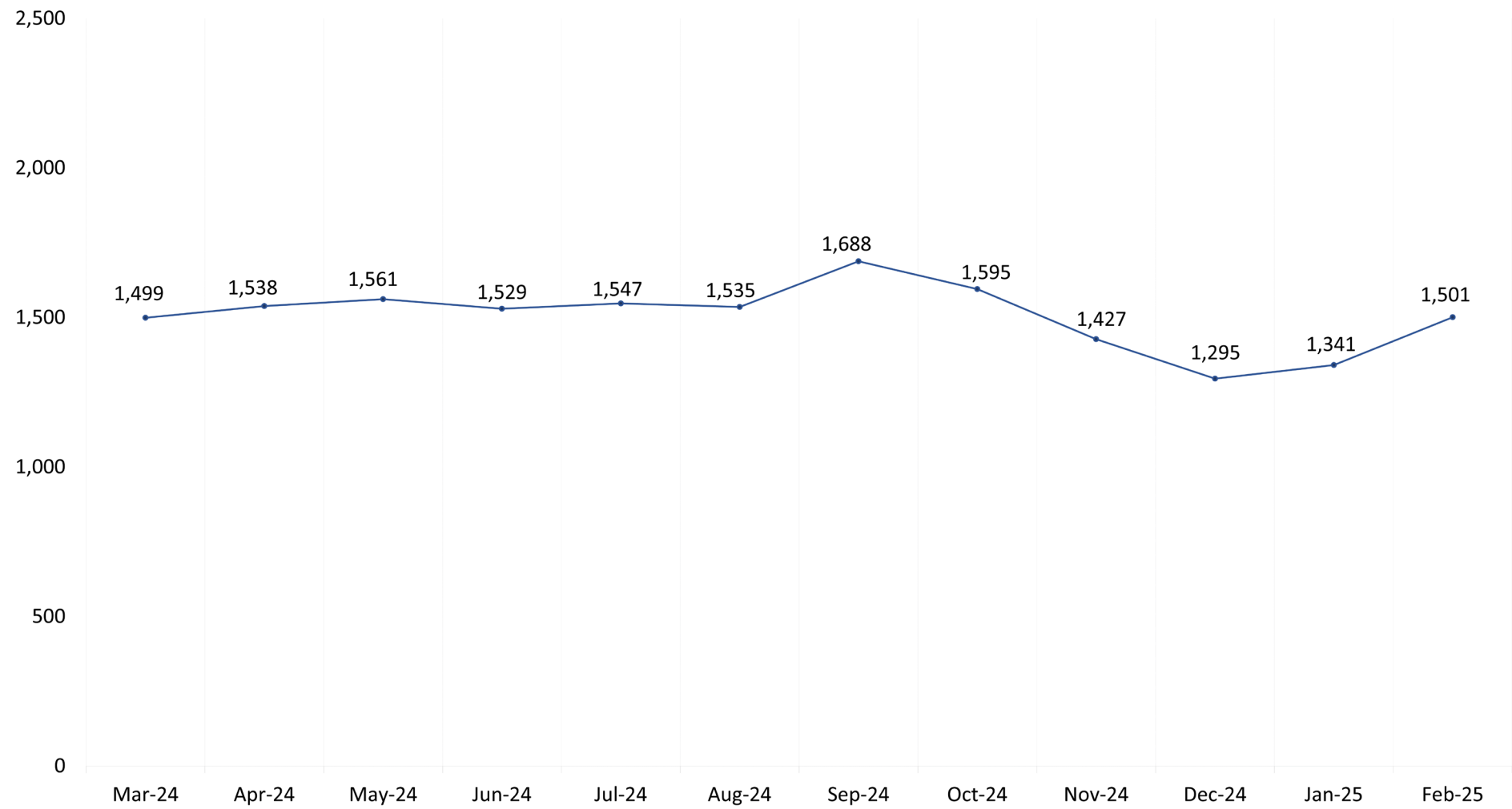
CP 1-4 – Design-Build Expenditures

CP 1-4 – Monthly Expenditures (\$ Millions)



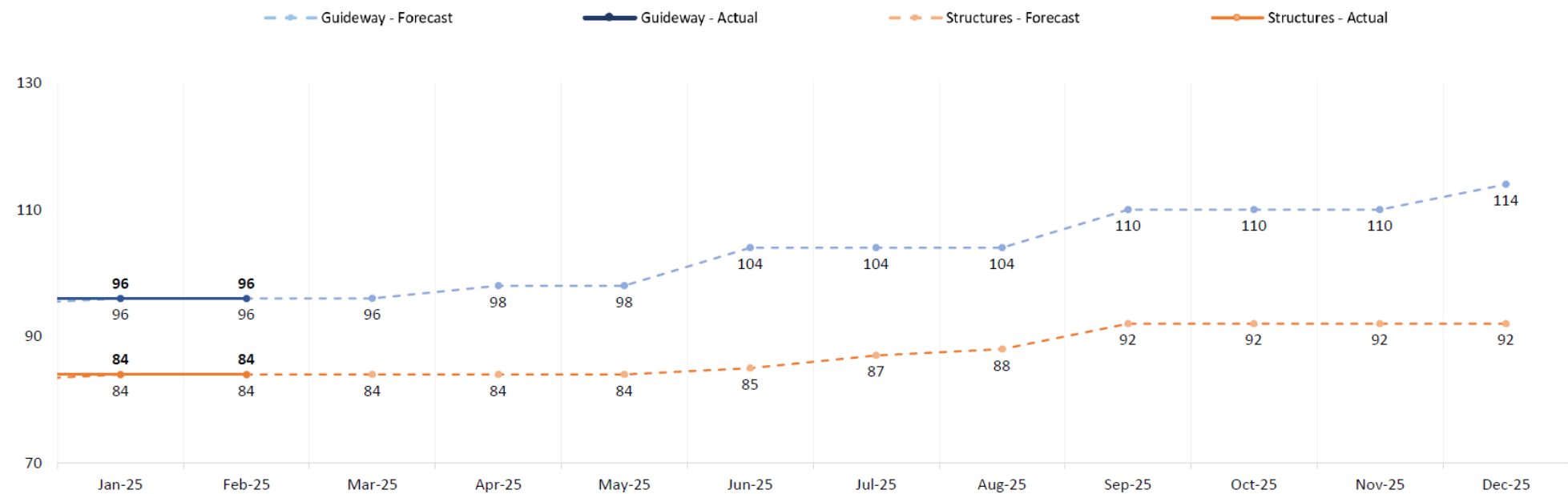
CP 1-4 – Construction Labor

CP 1-4 – Monthly Construction Workforce Total – Actual (FTE)



CP 1-4 – Construction Progress

CP 1-4 Construction Progress to Completion – Forecast vs. Actual



CP 1-4 Monthly Construction Status – Underway vs. Completed

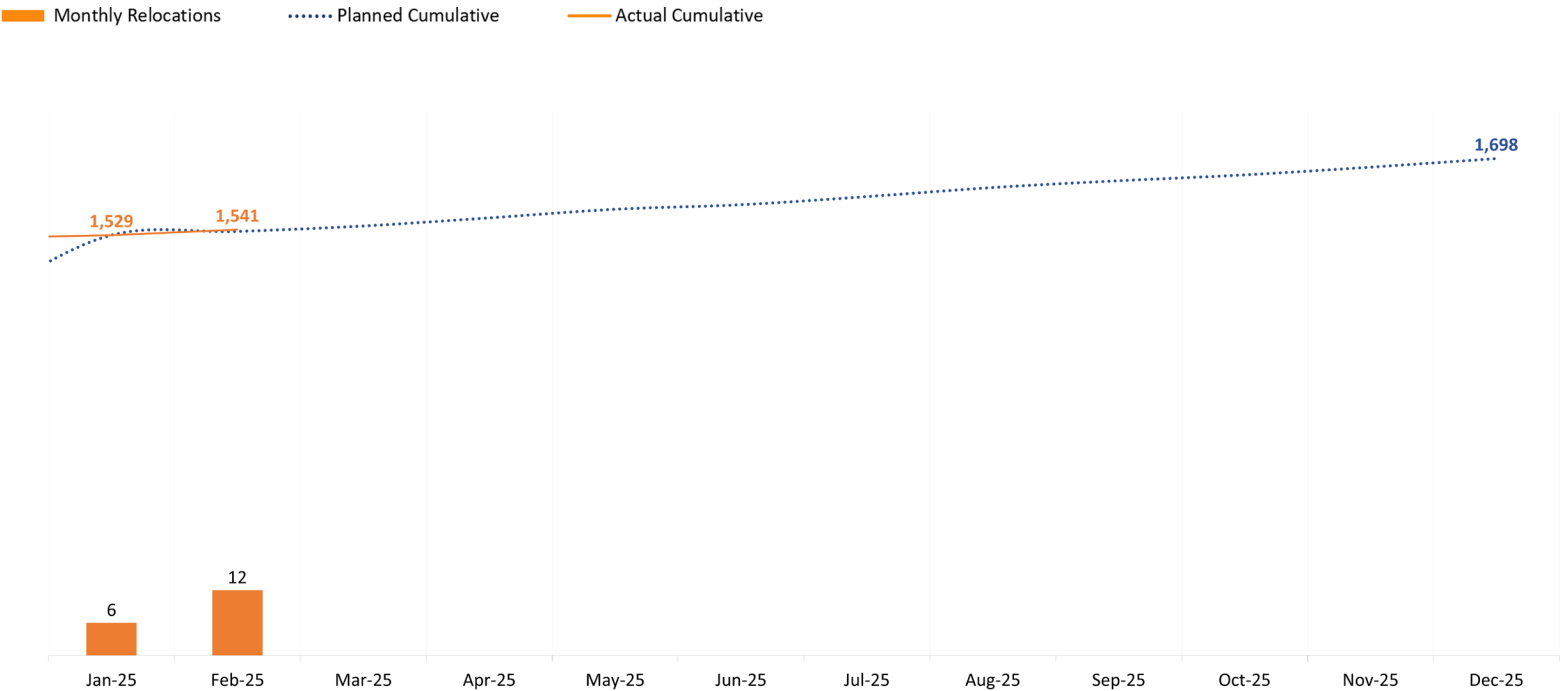
Construction	CP 1		CP 2 3		CP 4		Overall		Underway/Completed Total	Contract Completion Total
	Underway	Completed	Underway	Completed	Underway	Completed	Underway	Completed		
Guideway	10	11	16	37	1	21	27	69	96	119
Structures	11	18	21	23	0	11	32	52	84	92

CP 1-4 – Utility Relocations

CP 1-4 – Utility Relocation Summary

Construction Package	Total Relocations	Total Utilities Relocated to Date	Remaining Utility Relocations
	Feb 28, 2025	Feb 28, 2025	Feb 28, 2025
CP 1	992	808	184
CP 2-3	701	600	101
CP 4	133	133	0
Total	1,826	1,541	285

CP 1-4 – Utility Relocation Status Summary-Monthly



CP 1-4 – Utility Relocation Summary

CP 1-4 – Summary by Utility Type

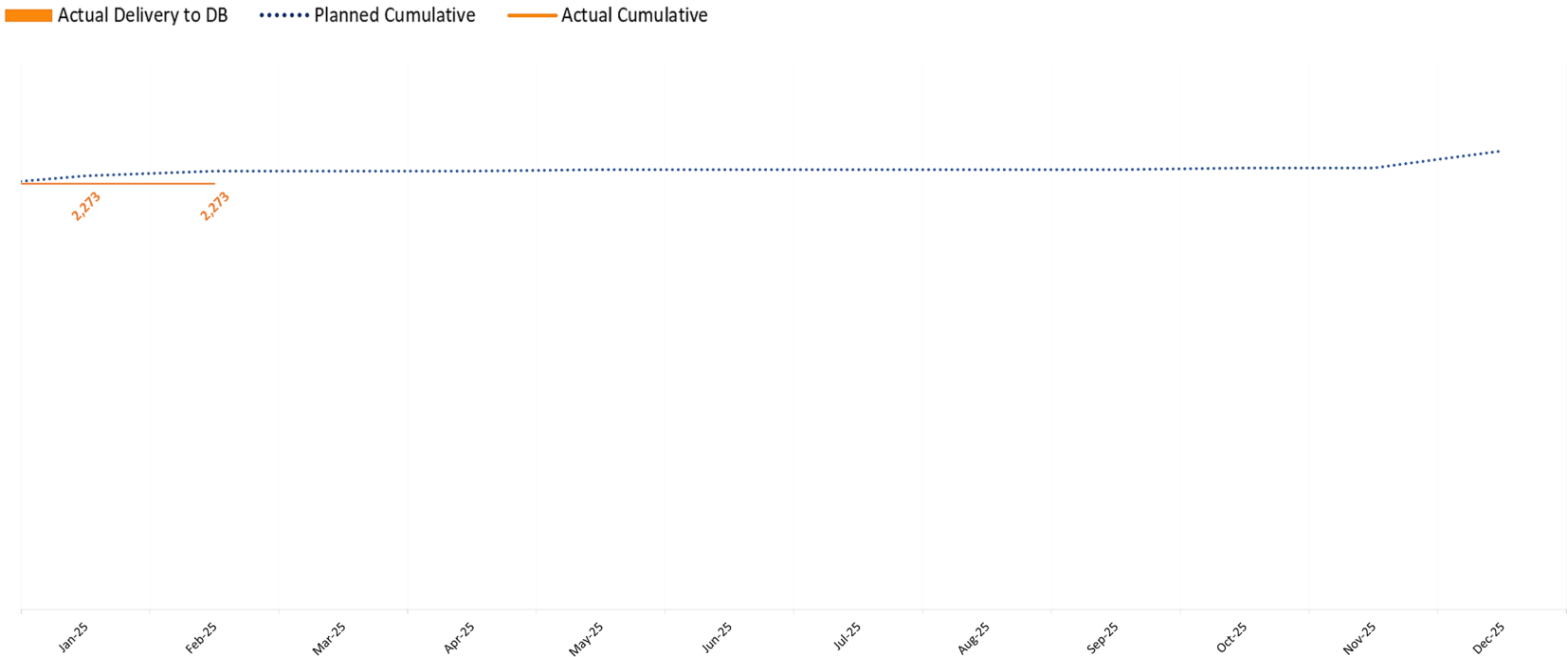
Utility	Status	CP 1	CP 2 3	CP 4	CP 1 4 Total	Percentage
Electric	NOT STARTED	44	32	0	76	12%
	APPROVED TO START	0	0	0	0	0%
	IN PROGRESS	13	35	0	48	7%
	RELOCATED	158	317	62	537	81%
	TOTAL	215	384	62	661	100%
Gas	NOT STARTED	11	8	0	19	15%
	APPROVED TO START	0	0	0	0	0%
	IN PROGRESS	14	0	0	14	11%
	RELOCATED	65	19	7	91	74%
	TOTAL	90	27	7	124	100%
PGE Telecom	NOT STARTED	1	0	0	1	100%
	APPROVED TO START	0	0	0	0	0%
	IN PROGRESS	0	0	0	0	0%
	RELOCATED	0	0	0	0	0%
	TOTAL	1	0	0	1	100%
Telecom	NOT STARTED	25	3	0	28	4%
	APPROVED TO START	0	0	0	0	0%
	IN PROGRESS	4	8	0	12	2%
	RELOCATED	386	222	32	640	94%
	TOTAL	415	233	32	680	100%
Wet	NOT STARTED	45	3	0	48	13%
	APPROVED TO START	0	0	0	0	0%
	IN PROGRESS	27	12	0	39	11%
	RELOCATED	199	42	32	273	76%
	TOTAL	271	57	32	360	100%

CP 1-4 – Real Property/Right-of-Way (ROW)

CP 1-4 – Right-of-Way (ROW) Summary

Construction Package	Total Needed Parcels Feb 28, 2025	Total Parcels Delivered to Date Feb 28, 2025	Remaining Parcels to be Delivered Feb 28, 2025	Percentage Delivered
CP 1	1,083	1,069	14	99%
CP 2-3	988	981	7	99%
CP 4	223	223	0	100%
Total	2,294	2,273	21	99%

CP 1-4 – Parcel Delivery to Design-Builder (DB) Summary

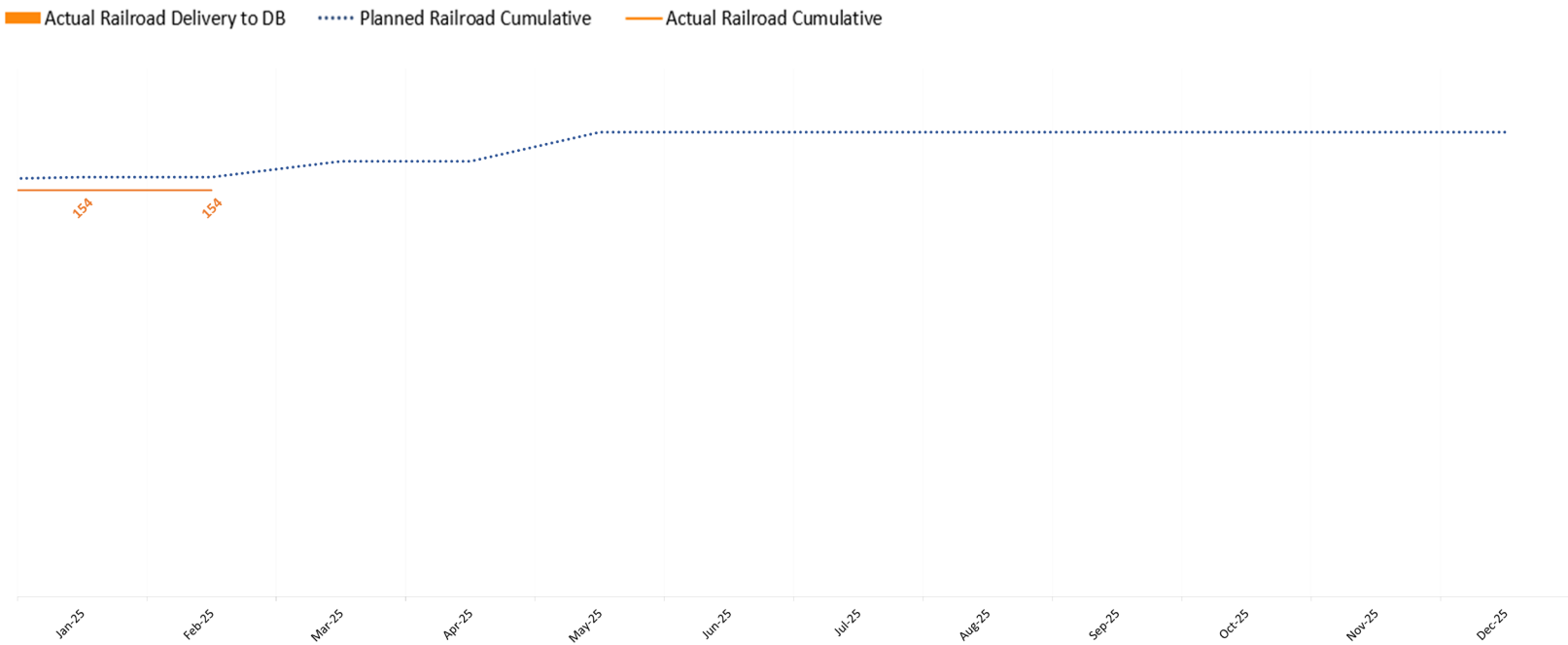


CP 1-4 – Real Property/Right-of-Way (ROW) Railroad

CP 1-4 – Right-of-Way (ROW) Railroad Summary

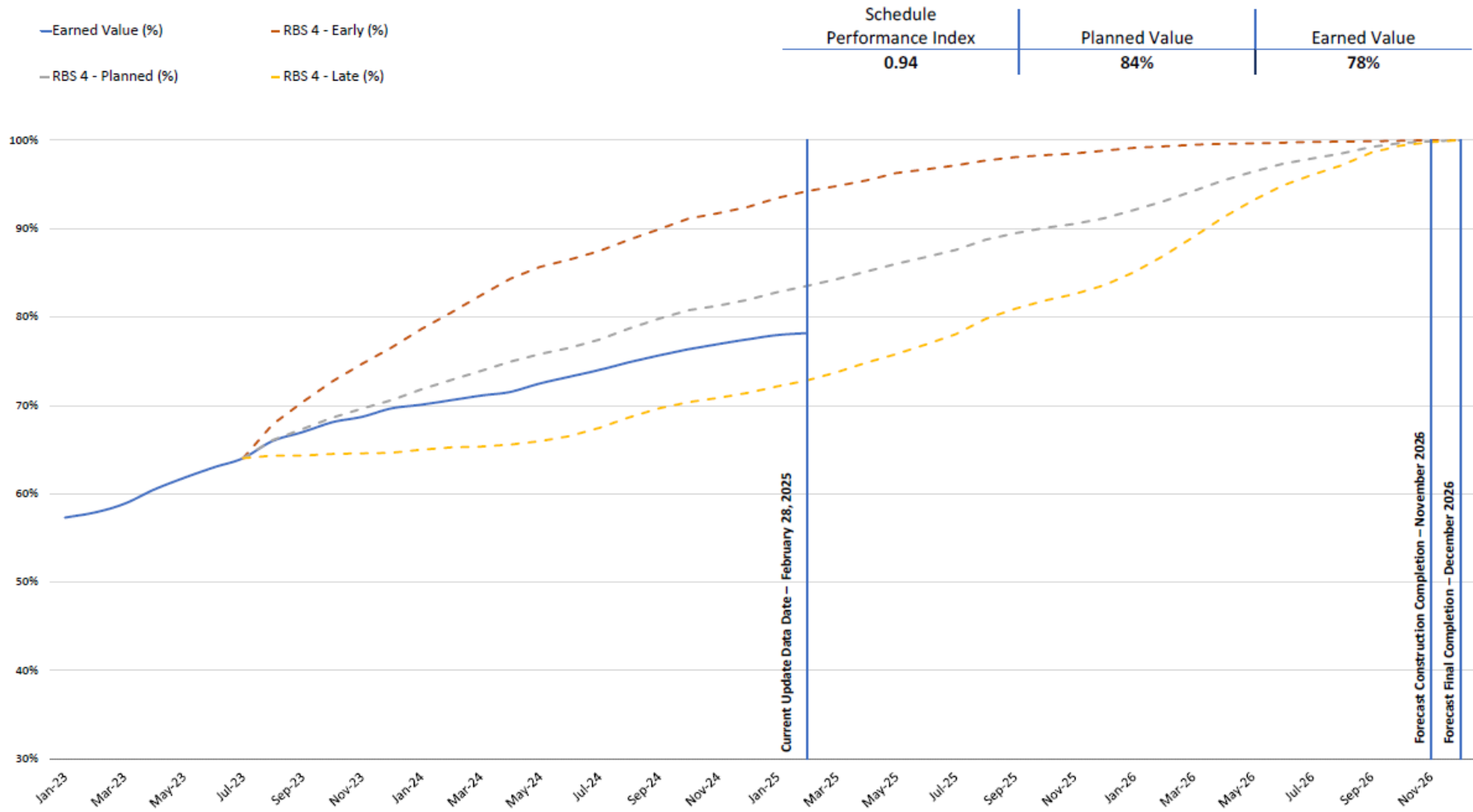
Construction Package	Total Needed Railroad Parcels Feb 28, 2025	Total Railroad Parcels Delivered to Date Feb 28, 2025	Remaining Railroad Parcels to be Delivered Feb 28, 2025
CP 1	89	70	19
CP 2-3	58	55	3
CP 4	29	29	0
Total	176	154	22

CP 1-4 – Railroad Parcel Delivery to Design-Builder (DB) Summary



CP 1 – Earned Value

CP 1 – Earned Value Summary (%)



Preliminary Numbers for May 29 F&A Report

Look Ahead at Next Month's F&A Report with Preliminary Data (through March 31, 2025)

Table 1 - Labor Count Number Update

Construction Packages	Current Month	February 2025 Data	Preliminary	March 2025 Data
Construction Package 1		435		399
Construction Package 2-3		1,066		1,091
Construction Package 4		0		0
Totals		1,501		1,490
A decrease of 11 workers. CP 2-3 had an increase in workers.				

Table 2 – ROW Delivered Parcel Count Update

Construction Packages	Current Month	February 2025 Data	Preliminary	March 2025 Data
Construction Package 1		1,069		1,069
Construction Package 2-3		981		982
Construction Package 4		223		223
Totals		2,273		2,274
Delivered 1 parcel in March 2025.				

Table 3 - Executed Change Order Update

Construction Packages	Current Month	February 2025 Data	Preliminary	March 2025 Data
Construction Package 1		\$5.3M (3)		\$37.0M (2)
Construction Package 2-3		\$15.2M (6)		\$24.1M (4)
Construction Package 4		\$0.0M (0)		\$0.0M (0)
Totals		\$20.5M (9)		\$61.1M (6)
6 executed Change Orders in March 2025.				

Table 4 – Utility Relocation Status

Construction Packages	Current Month	February 2025 Data	Preliminary	March 2025 Data
Construction Package 1		808		811
Construction Package 2-3		600		604
Construction Package 4		133		133
Totals		1,541		1,548
There were 7 Utility Relocations in March 2025.				