



CALIFORNIA
High-Speed Rail Authority

CENTRAL VALLEY STATUS REPORT

Finance & Audit Committee

Executive Summary

- Construction Packages (CP) Design-Build Expenditures
 - » September 2025 Expenditures totaled \$77.7M:
 - Construction Package 1 – Expenditures totaled \$36.3M.
 - Construction Package 2-3 – Expenditures totaled \$41.5M.
- Change Orders
 - » Executed Change Orders this period – 3 for a total of \$4.8M.
- Risk Contingency
 - » The budgeted Contingency Remaining for Construction Packages 1, 2-3, and 4 is 19.8%.
- CP Construction Labor
 - » September 2025, CP 1 and CP 2-3 Average Daily Site Workers (by week) – 1,342 workers. A decrease of 33 workers from the previous period (1,375).
- CP Construction Progress
 - » Structures – 56 complete (61%), 31 underway, 5 not started. One structure completed in September 2025.
 - » Guideway – 78 miles complete (66%), 24 underway, 17 not started. Four miles completed and two miles started in September 2025.

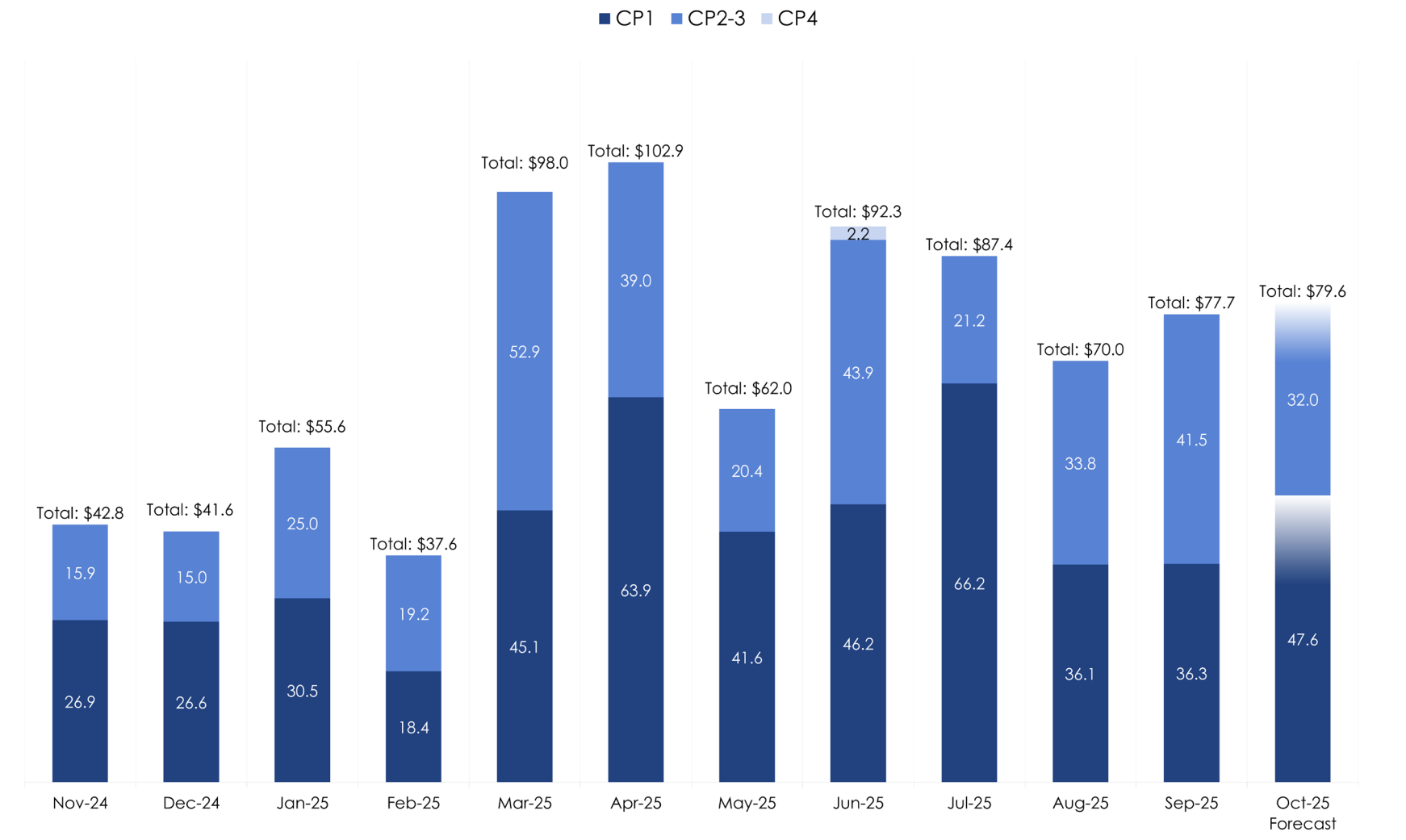


Executive Summary cont.

- Utility Relocations Status
 - » Relocated: 1,628 (89%); In Progress: 80 (4%); Not Started: 118 (7%); Total: 1,826. A total of 11 utilities relocated in September 2025. A sequence of activities must be completed to begin utility relocation work. These activities include environmental clearance, executed third-party agreement(s), design approval, construction work plans, pre-construction walkthroughs, acquisition of real property, and/or land right conveyances.
- CP Real Property/Right-of-Way (ROW)
 - » Total Parcels Delivered to Date – 99.3% or 2,278 parcels compared to an estimated 2,294 parcels needed.
 - » Parcels Delivered to Design-Builder (DB) – Two parcels in September 2025.
 - » Total Railroad Parcels Delivered to Date – 163 parcels delivered compared to an estimated 176 total railroad parcels needed.
 - » Zero railroad parcels needed for construction were delivered in September and the remaining railroad parcels are not needed for construction of the guideway.
- Railhead
 - » Project continues to proceed on schedule with initial surfacing and ballast for all track forecast to be complete October 3, 2025. Final cutover of West Kit Fox switch scheduled for October 5, 2025.

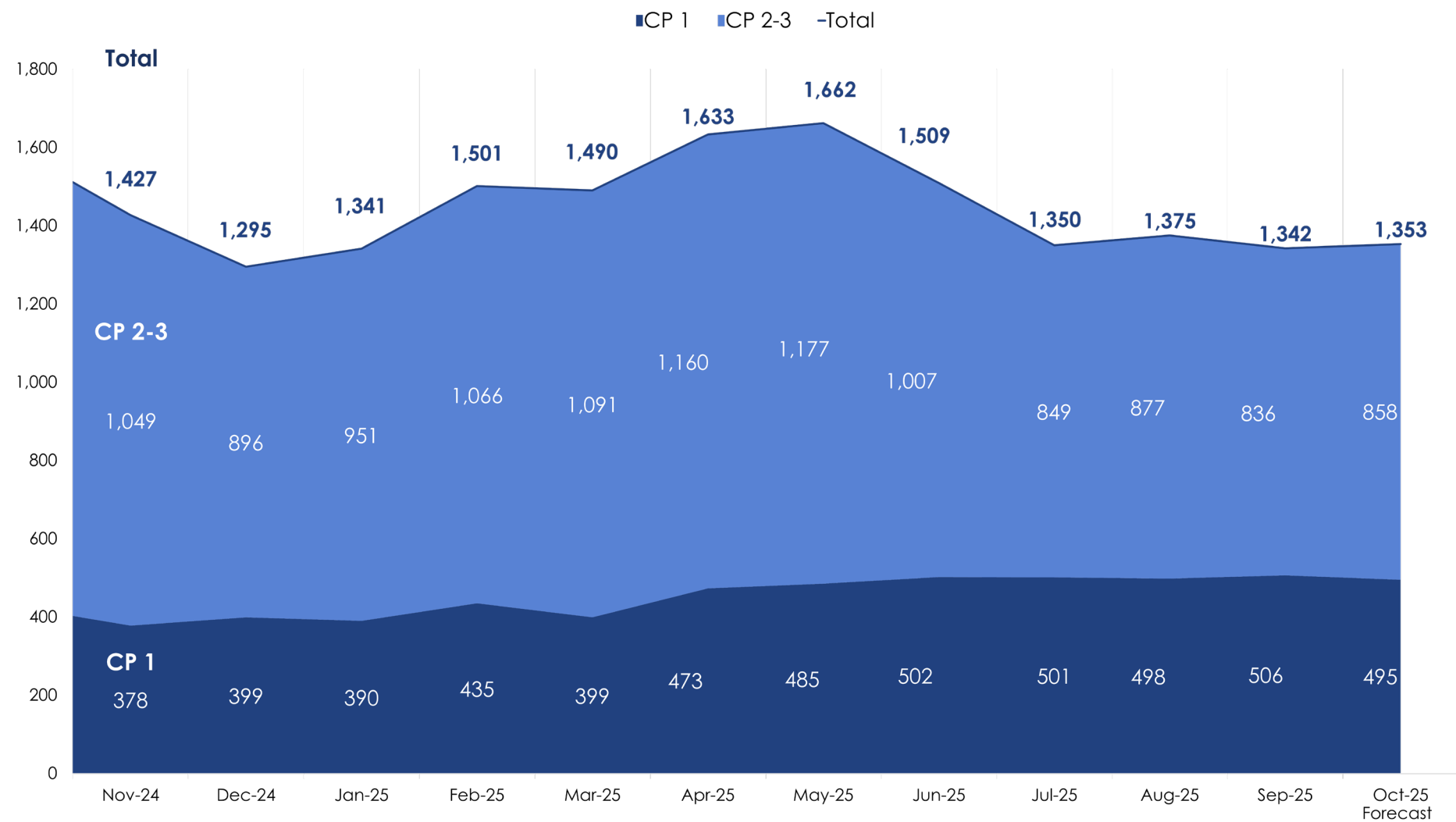
CP 1-4 – Design-Build Expenditures

CP 1-4 – Monthly Expenditures (\$ Millions)



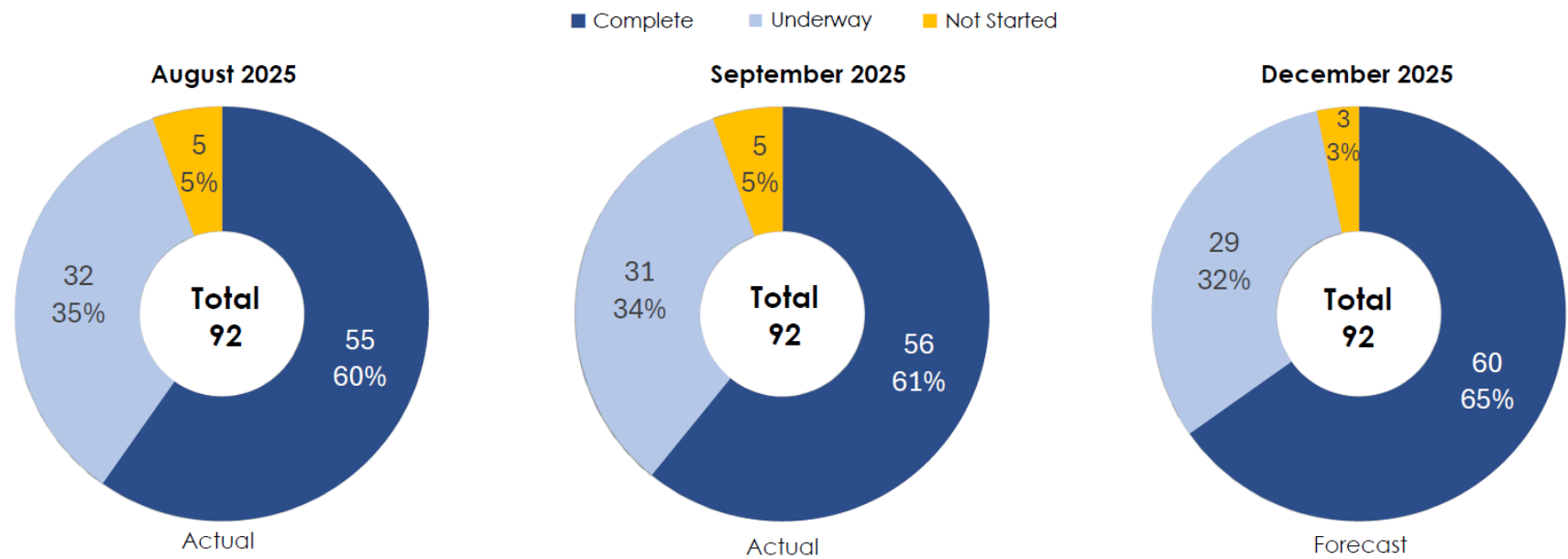
CP 1-4 – Construction Labor

CP 1-4 – Monthly Construction Workforce Total – Actual (FTE)



CP 1-4 – Construction Progress: Structures

CP 1-4 Construction Progress to Completion – Forecast vs. Actual

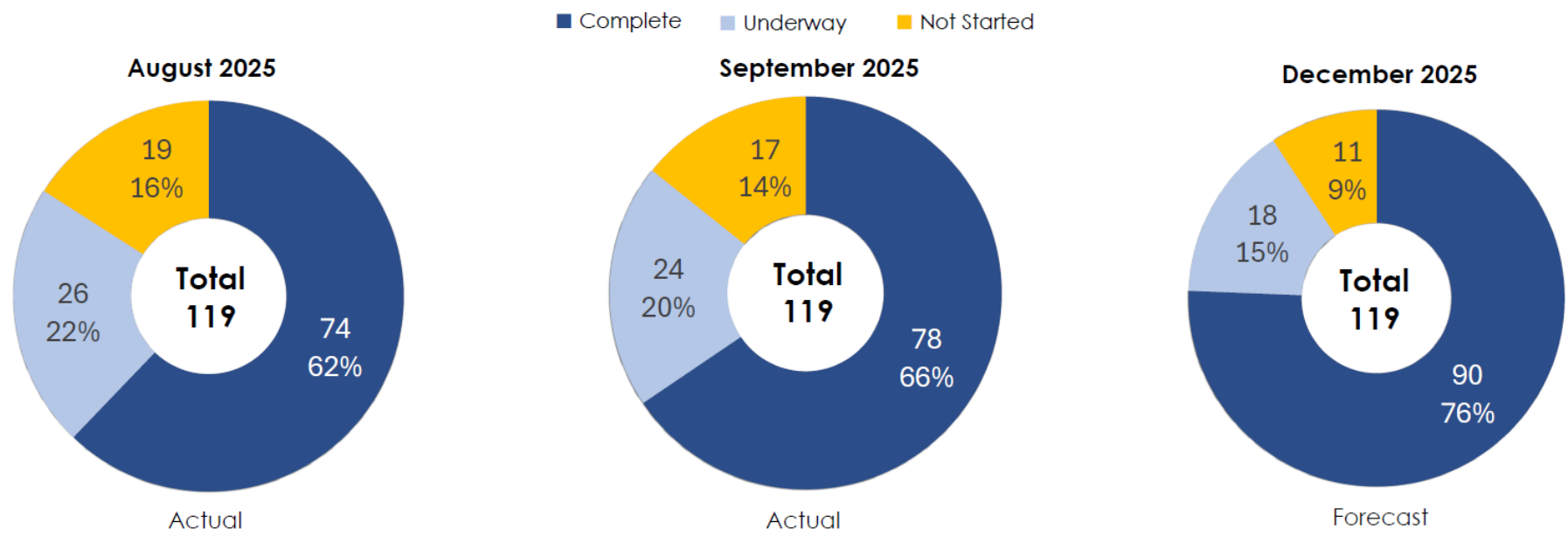


Structures Monthly Construction Status – Underway vs. Completed

Segment	Not Started	Underway	Completed	Total
CP 1	4	8	21	33
CP 2-3	1	23	24	48
CP 4	0	0	11	11
Overall	5	31	56	92

CP 1-4 – Construction Progress: Guideway

CP 1-4 Construction Progress to Completion – Forecast vs. Actual

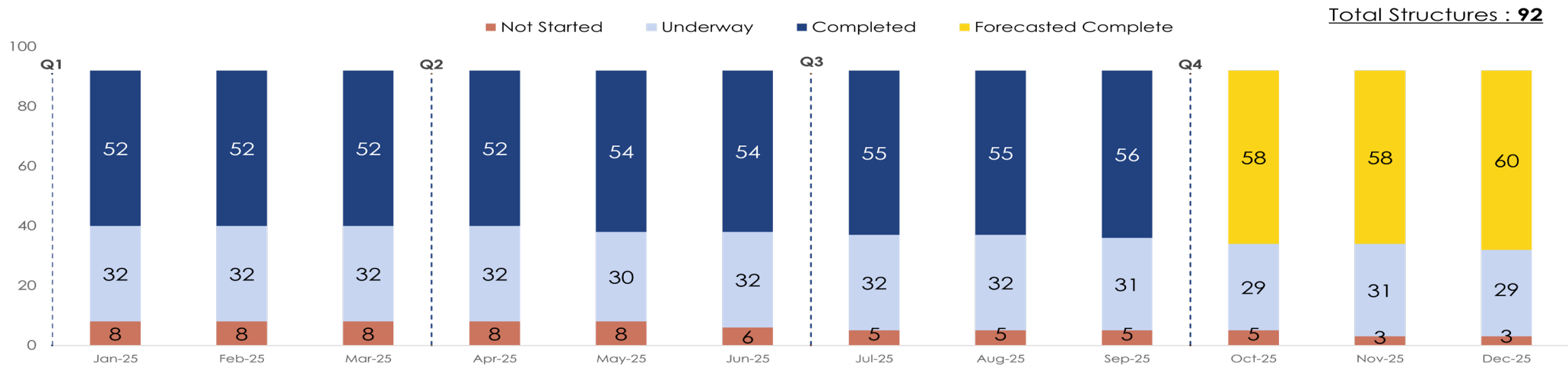


Guideway Monthly Construction Status – Underway vs. Completed

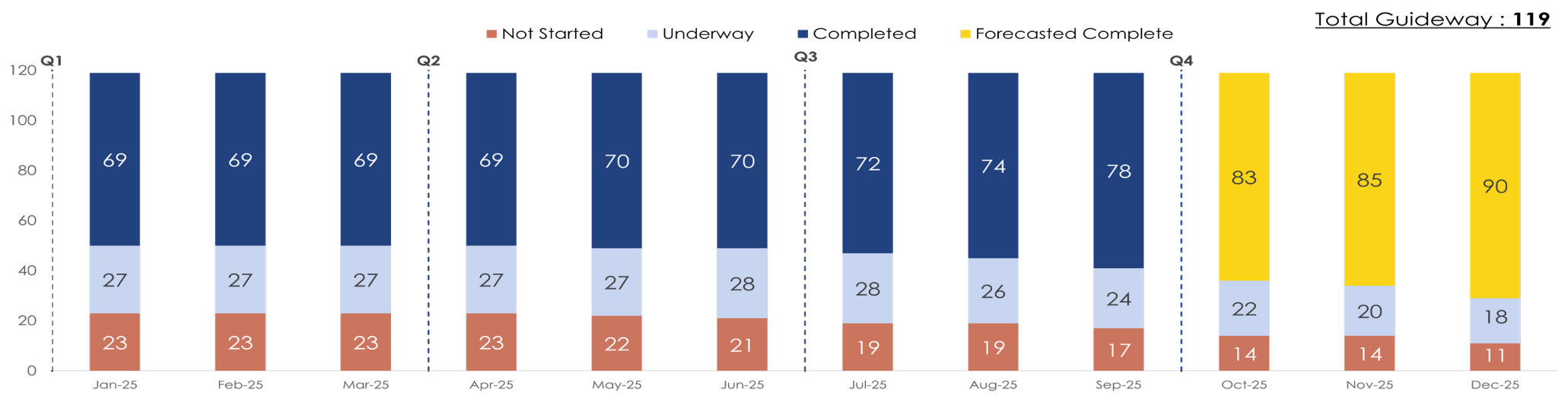
Segment	Not Started	Underway	Completed	Total
CP 1	9	12	11	32
CP 2-3	8	11	46	65
CP 4	0	1	21	22
Overall	17	24	78	119

CP 1-4 – Construction Progress 2025

CP 1-4 Construction Progress - Structures

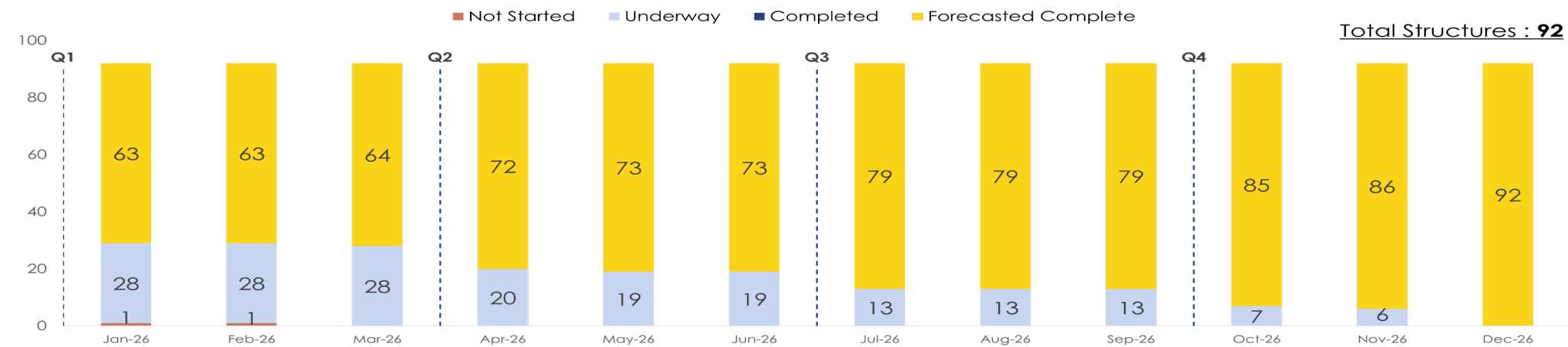


CP 1-4 Construction Progress - Guideway

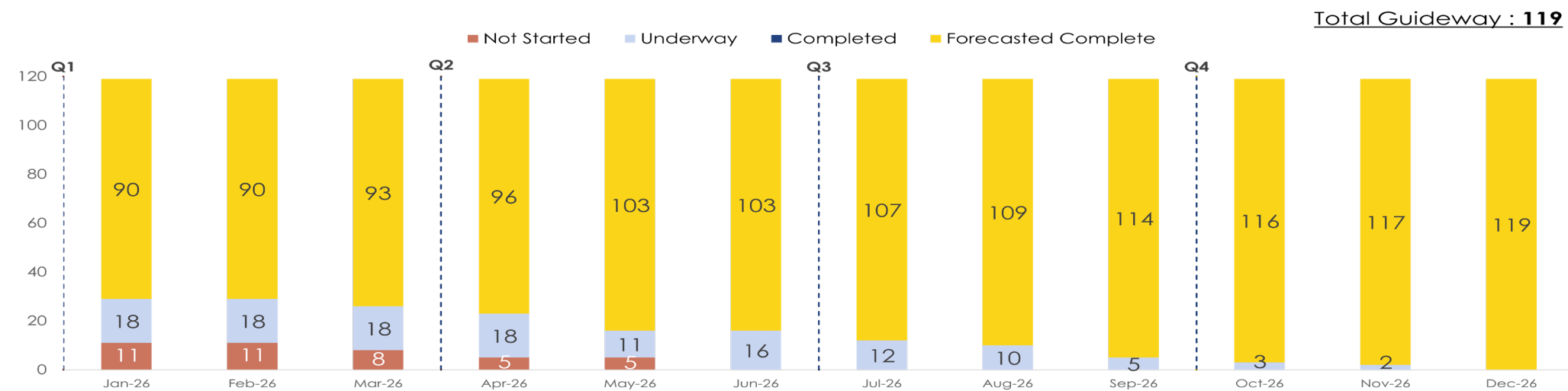


CP 1-4 – Construction Progress 2026

CP 1-4 Construction Progress - Structures



CP 1-4 Construction Progress - Guideway

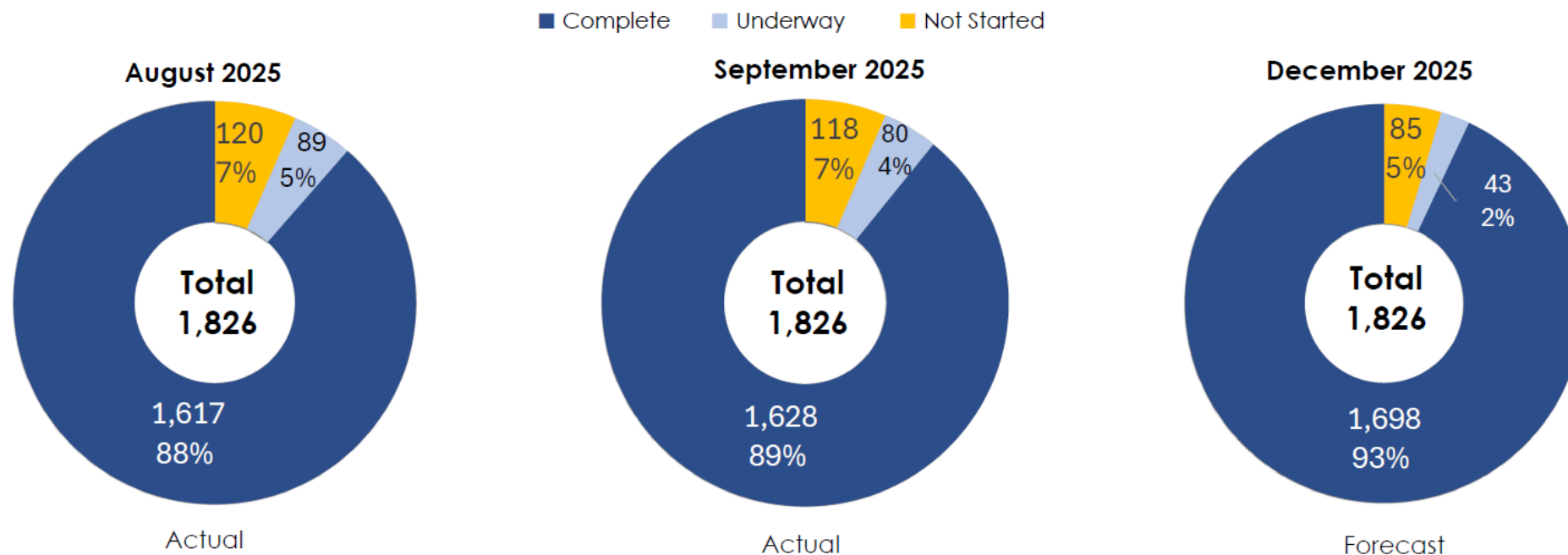


CP 1-4 – Utility Relocations

CP 1-4 – Utility Relocation Summary

Construction Package	Total Relocations Sep 30, 2025	Total Utilities Relocated to Date Sep 30, 2025	Remaining Utility Relocations Sep 30, 2025
CP 1	992	874	118
CP 2-3	701	621	80
CP 4	133	133	0
Total	1,826	1,628	198

CP 1-4 – Utility Relocation Status Summary-Monthly



CP 1-4 – Utility Relocation Summary

CP 1-4 – Summary by Utility Type

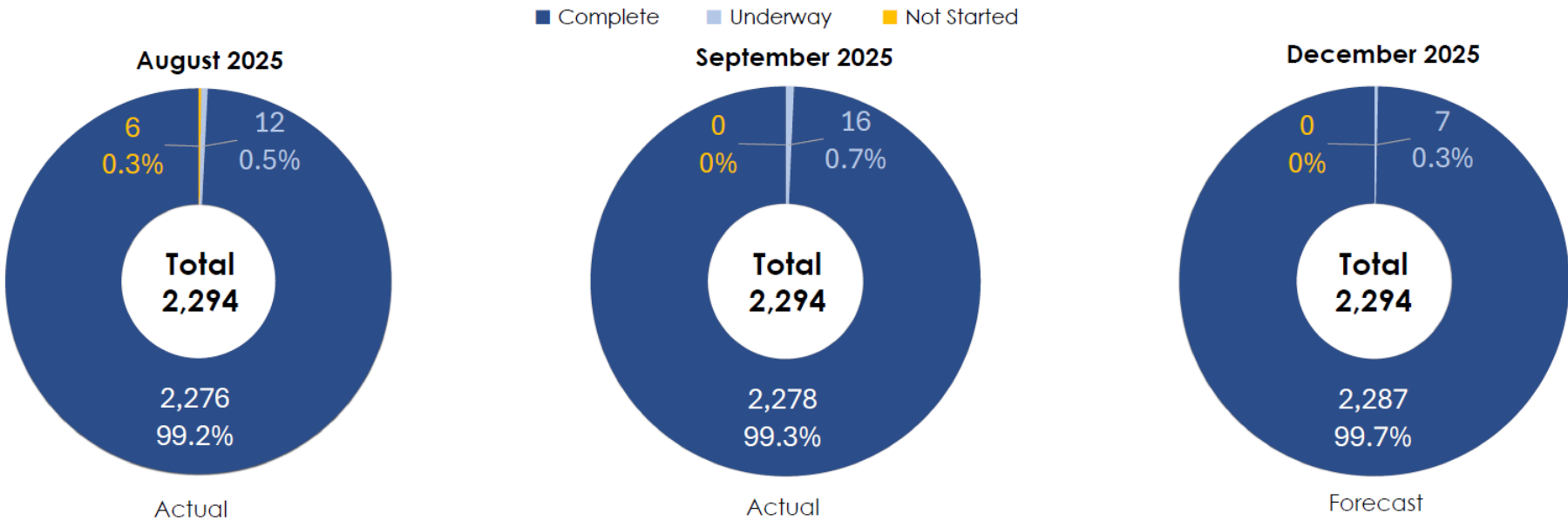
Utility	Status	CP 1	CP 2-3	CP 4	CP 1 - 4 Total	Percentage
Electric	NOT STARTED	33	27	0	60	9%
	IN PROGRESS	2	34	0	36	5%
	RELOCATED	182	323	62	567	86%
	TOTAL	217	384	62	663	100%
Gas	NOT STARTED	2	8	0	10	8%
	IN PROGRESS	10	0	0	10	8%
	RELOCATED	82	19	7	108	84%
	TOTAL	94	27	7	128	100%
PGE Telecom	NOT STARTED	1	0	0	1	100%
	IN PROGRESS	0	0	0	0	0%
	RELOCATED	0	0	0	0	0%
	TOTAL	1	0	0	1	100%
Telecom	NOT STARTED	15	3	0	18	3%
	IN PROGRESS	4	5	0	9	1%
	RELOCATED	390	225	32	647	96%
	TOTAL	409	233	32	674	100%
Wet	NOT STARTED	26	3	0	29	8%
	IN PROGRESS	25	0	0	25	7%
	RELOCATED	220	54	32	306	85%
	TOTAL	271	57	32	360	100%

CP 1-4 – Real Property/Right-of-Way (ROW)

CP 1-4 – Right-of-Way (ROW) Summary

Construction Package	Total Needed Parcels Sep 30, 2025	Total Parcels Delivered to Date Sep 30, 2025	Remaining Parcels to be Delivered Sep 30, 2025	Percentage Delivered
CP 1	1,084	1,074	10	99%
CP 2-3	987	981	6	99%
CP 4	223	223	0	100%
Total	2,294	2,278	16	99%

CP 1-4 – Parcel Delivery to Design-Builder (DB) Summary

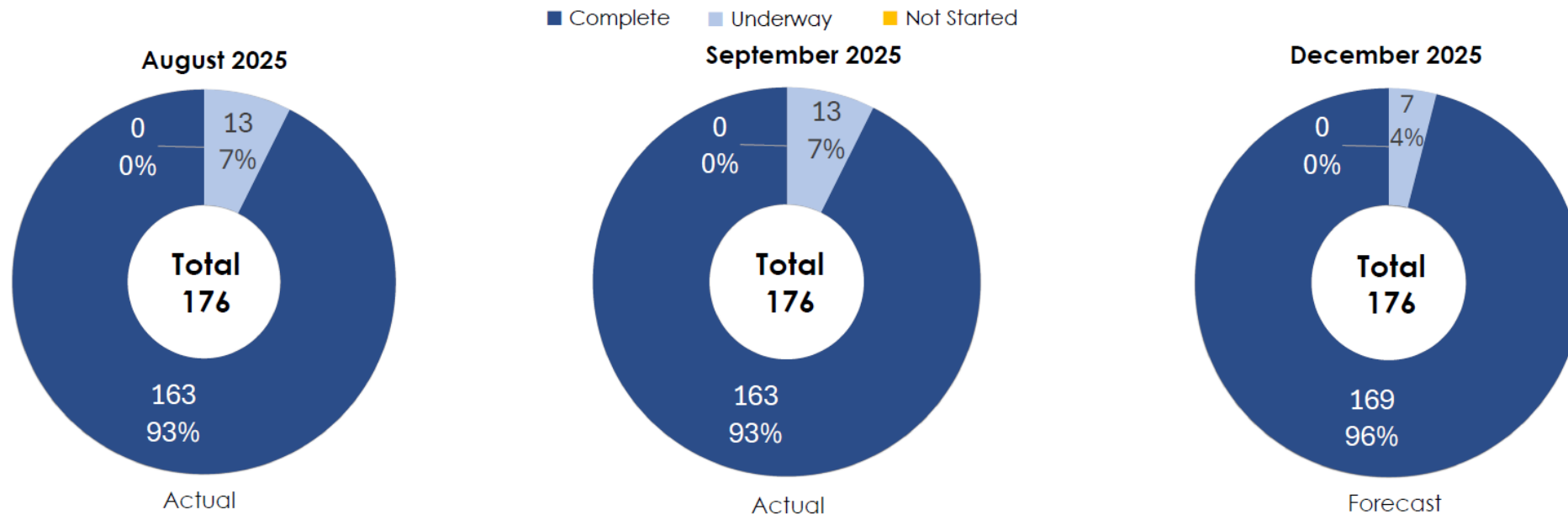


CP 1-4 – Real Property/Right-of-Way (ROW) Railroad

CP 1-4 – Right-of-Way (ROW) Railroad Summary

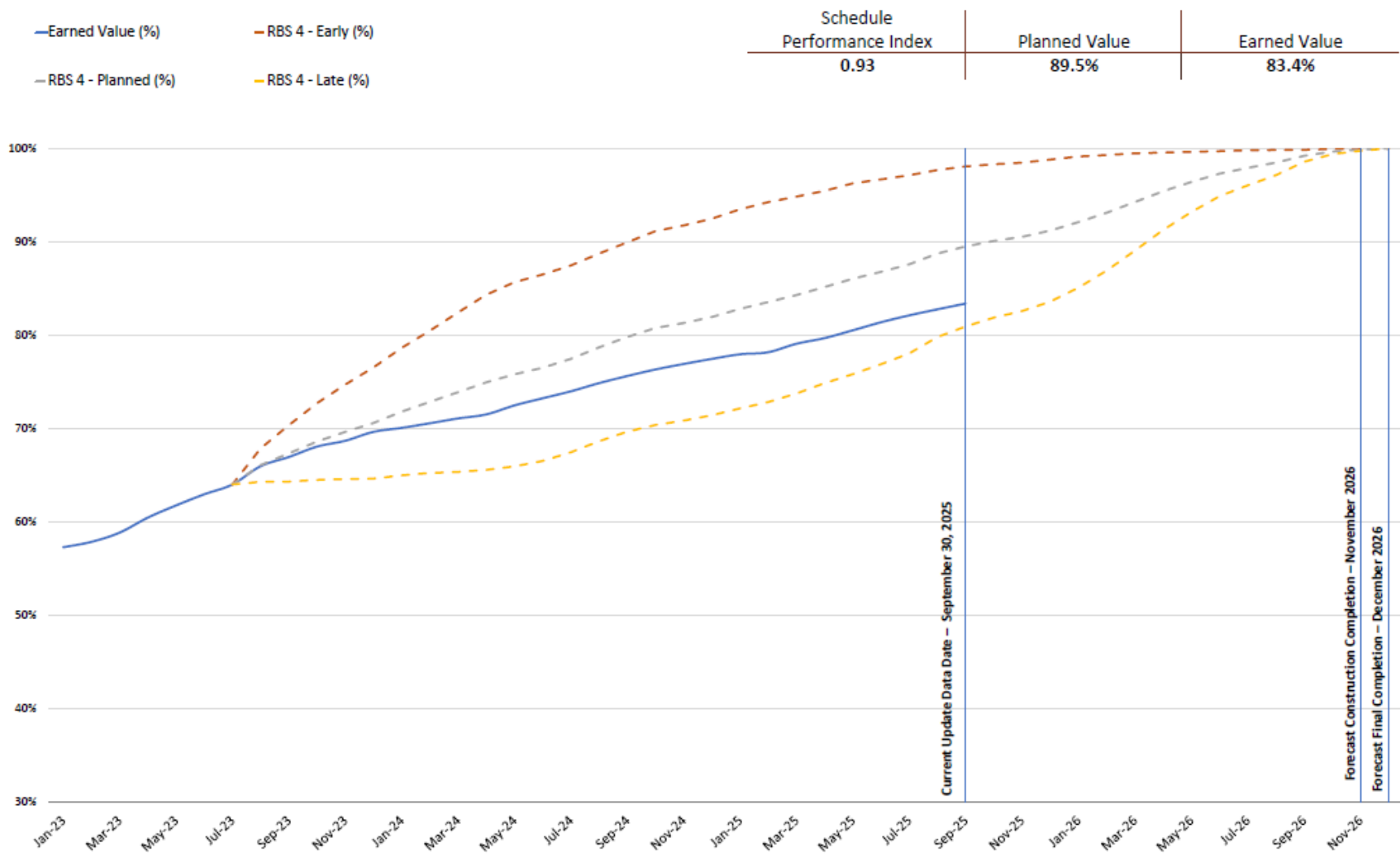
Construction Package	Total Needed Railroad Parcels Sep 30, 2025	Total Railroad Parcels Delivered to Date Sep 30, 2025	Remaining Railroad Parcels to be Delivered Sep 30, 2025
CP 1	89	79	10
CP 2-3	58	55	3
CP 4	29	29	0
Total	176	163	13

CP 1-4 – Railroad Parcel Delivery to Design-Builder (DB) Summary



CP 1 – Earned Value

CP 1 – Earned Value Summary (%)



Railhead Overview

Railhead Contract Summary

Financial Summary

Description	Amount
Construction:	\$37,224,425.00
Materials:	\$17,556,510.00
Total:	\$54,780,935.00
Approved Invoices to Date:	\$37,665,235.66
Remaining Railhead Balance:	\$17,115,699.34

Milestones

Milestone	Date
Current Forecast Construction Completion Date*:	Oct 2025

*Construction Completion refers to rail work.



Highlights & Milestones

- Ballast placed on siding.
- Siding initial surfacing completed.
- 44 Track panels installed completing the tail track.
- Remaining ballast placed on tail track.
- Tail track joints spiked.
- Signal work completed and signage placed.

