



American Recovery and Reinvestment Act (ARRA) Status Report

January 1, 2020

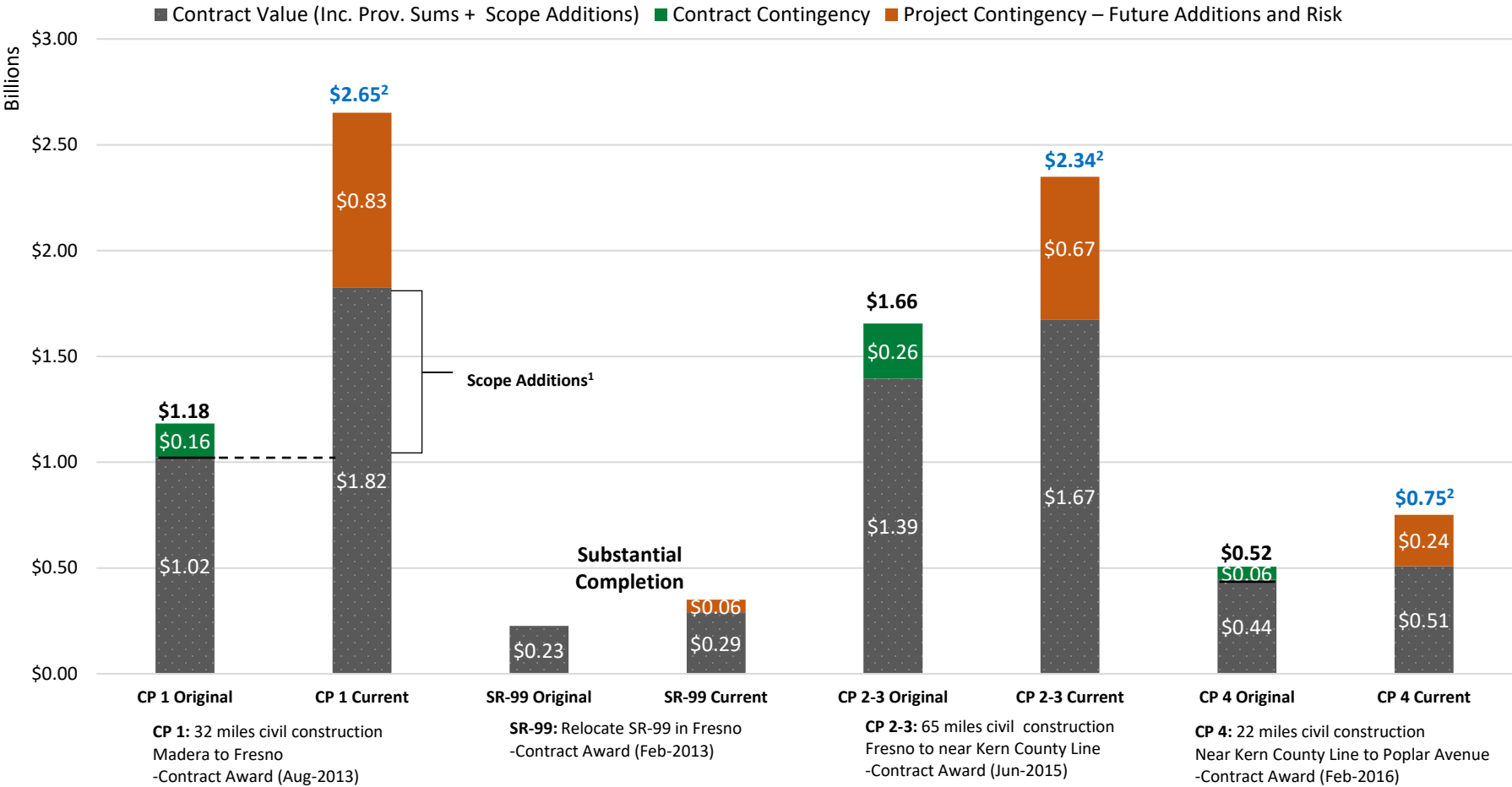
Agenda

Contents

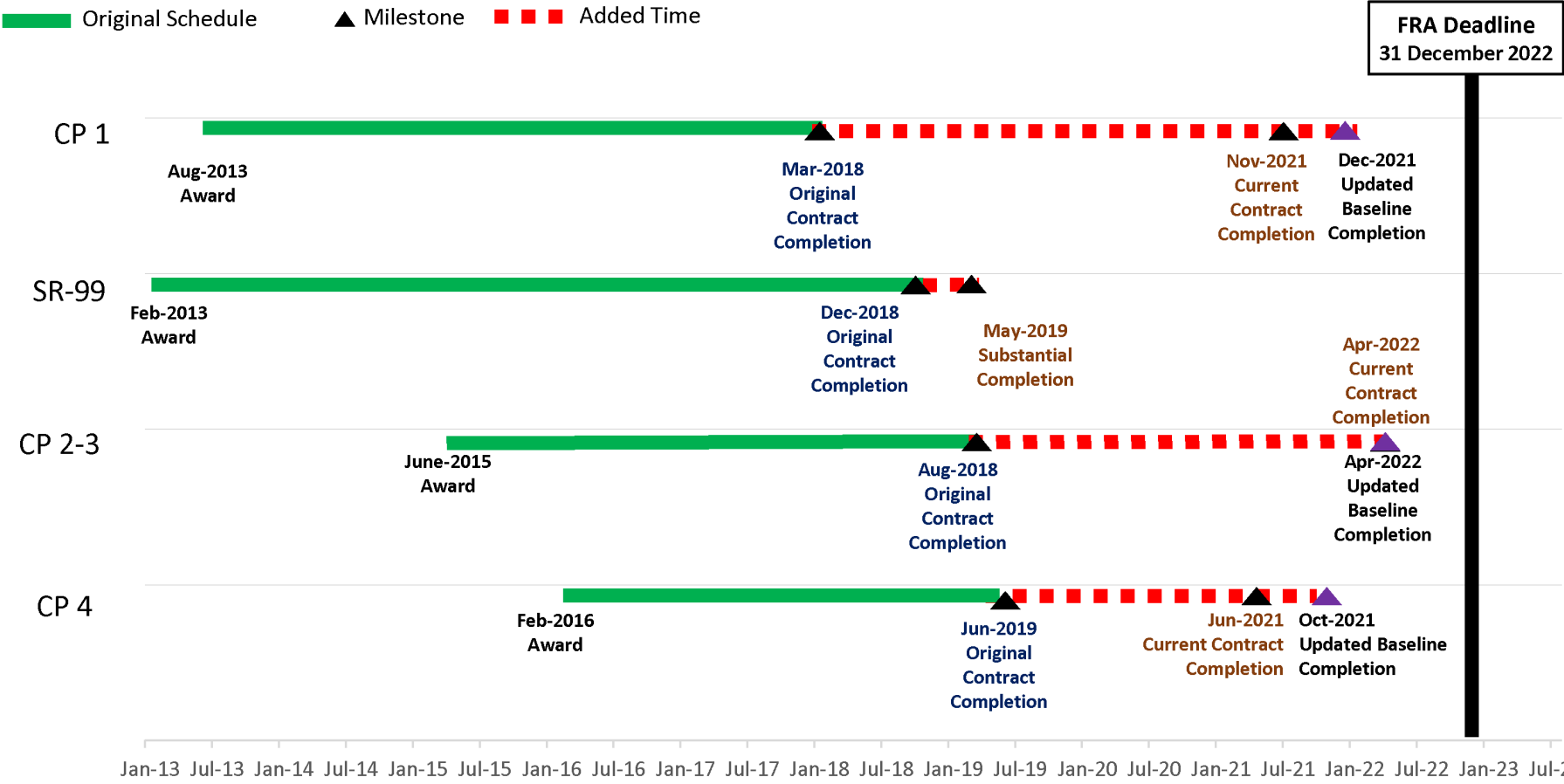
- CHSRA Construction Packages Budget – Including Cost Risks
- CHSRA Construction Packages Schedule
- Spending Rate to Date versus Spending Rate Required to Meet Baseline Completion Dates (\$M/month)
- Environmental Schedule Status

* Baseline Costs and Schedules in accordance with Board approval in May 2019

CHSRA Construction Packages Budget – Including Cost Risks

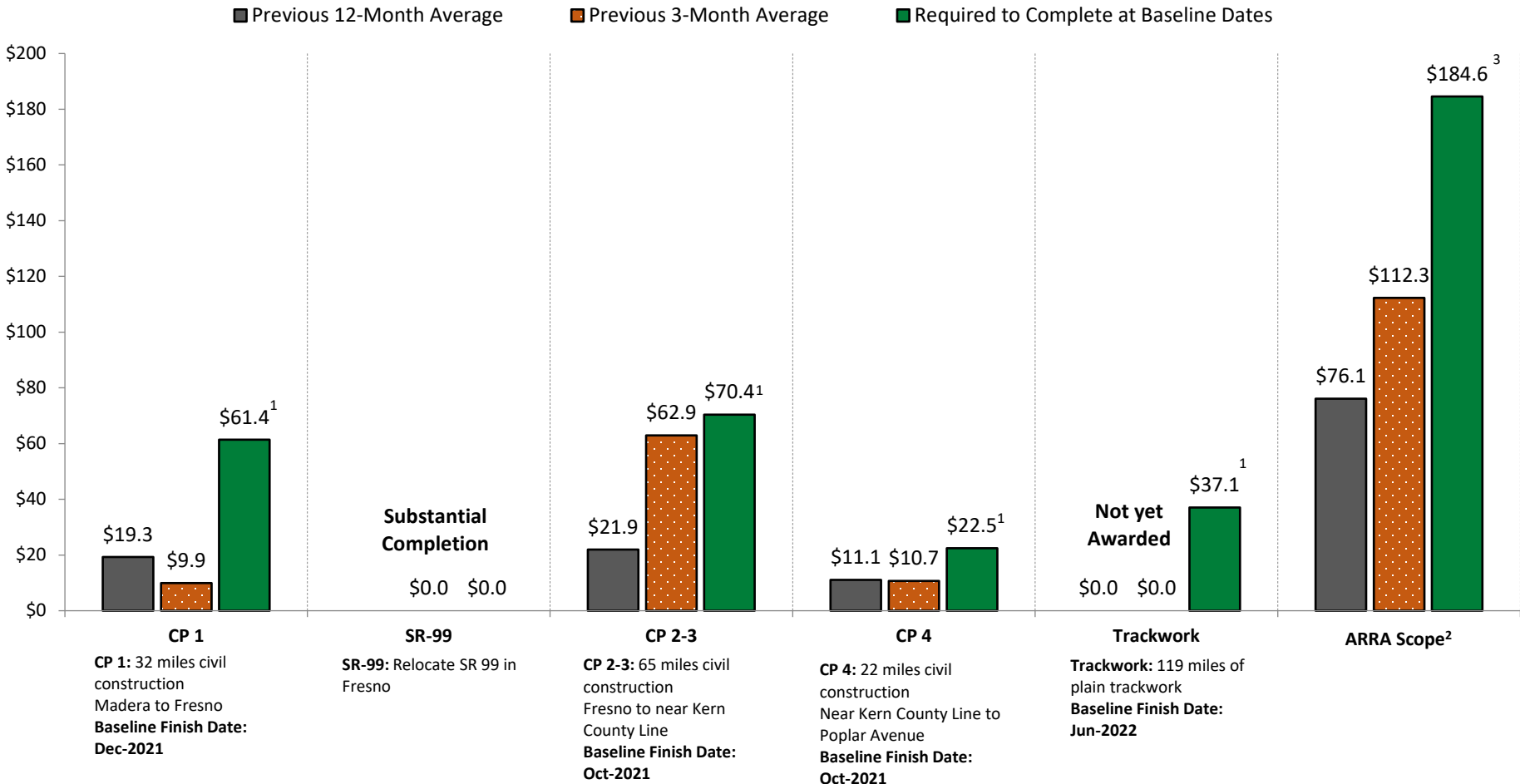


CHSRA Construction Packages Schedule



Notes:
 1. The updated baseline date is the date agreed on the updated Baseline Schedule as presented to, and approved by, the CAHSR Board on May 21, 2019. This can only be modified either by a further Board resolution or through a change item approved by the Business Oversight Committee.

Spending Rate to Date versus Spending Rate Required to Meet Baseline Completion Dates (\$M/month)



- Notes:**
1. Required to Complete at Baseline Date Formula: $[(\text{Baseline CP Budget} - \text{Expenditure-to-Date}) / (\text{Months Remaining through CP Finish Date})]$.
 2. ARRA Scope comprises CP 1, SR-99, CP 2-3, CP 4, Trackwork and all Phase I environmental clearances (RODs).
 3. Required to Complete at Baseline Date Formula: $[(\text{Baseline ARRA Budget} - \text{Expenditure-to-Date}) / (\text{Months Remaining through 31-Dec-22})]$.
 4. Required Expenditure include Contingency & Risk.

Environmental Schedule Status [Notice of Decision (NODs) / Records-of-Decision (RODs)]

SEGMENT	Updated Baseline Finish Date - NOD	Forecast Finish Date - NOD	Difference (NOD)	Updated Baseline Finish Date - ROD	Forecast Finish Date - ROD	Difference (ROD)
San Francisco – San Jose	Mar-2021	Jun-2021	-3	Apr-2021	Jun-2021	-2
San Jose – Merced	Nov-2020	Apr-2021	-5	Dec-2020	Apr-2021	-4
Central Valley (Wye)	Feb-2020	Sep-2020	-7	Apr-2020	Sep-2020	-4
FBLGA	Complete	Complete	0	Complete	Complete	0
Bakersfield – Palmdale	May-2020	Feb-2021	-9	Jun-2020	Feb-2021	-8
Palmdale - Burbank	Jan-2021	Aug-2021	-7	Feb-2021	Aug-2021	-6
Burbank – Los Angeles	Jul-2020	Jan-2021	-6	Aug-2020	Jan-2021	-5
Los Angeles – Anaheim	Nov-2021	Dec-2021	0	Dec-2021	Dec-2021	0

Legend:

- : Yellow cells (negative values) indicate potential slippage due to scope changes as a result of public engagement and project reviews. Mitigation measures currently being investigated.
- : Green cells (zero and positive values) indicate all other items are proceeding per Baseline Dates.